

# TUTORIAL

# UNTUK MEMULAI BISNIS

## eBay



Version 1.2



## Salam Hormat dari saya,

Terima kasih kepada Tuhan YME, akhirnya selesai juga eBook Tutorial ini, berkat dukungan dan batuan sahabat sekaligus seseorang yang berjasa telah mengajarkan saya tentang bisnis ini "Mas Dino", terima kasih juga buat teman-temanku yang selama ini telah memberikan banyak informasi dan berbagi pengalaman dalam bisnis ini.

Nama saya Ari Nugroho, bapak dari seorang anak, wiraswasta di bidang internet. Sebelumnya saya telah mencoba berbagai bisnis "online internet" yang iklannya banyak kita temui di internet, tapi yang saya dapatkan hanyalah "kerja keras saja" dan tanpa hasil, walaupun ada yang bilang "berhasil" saya yakin itu hanya beberapa orang saja. Saya menjalankan bisnis eBay ini kurang lebih 4 bulan. Yang membuat saya tertarik dari bisnis ini yang pertama adalah bukan MLM, dan sangat mudah dilakukan untuk seorang yang baru mengenal internet. Dari 4 bulan saya menekuni bisnis ini saya bisa membayar semua hutang-hutang saya dan membantu orang tua. Tidak muluk-muluk, uang yang saya hasilkan dari bisnis ini telah saya investasikan ke bisnis-bisnis offline yang lain. Semoga ebook ini berguna bagi pembaca dan dapat memberikan hasil dari bisnis sebagai pendapatan utama bukan pendapatan sampingan, kalau gaji di kantor anda 5 jt sebulan apakah 15 juta (bahkan lebih) sebulan untuk awal bisnis di eBay ini bisa dikatakan pendapatan tambahan atau sampingan?. Dalam masa promosi ebook ini **GRATIS** diberikan kepada anda untuk dipelajari dan dipraktikkan!

Sekian kata-kata pembuka dari saya, segala kritik dan saran membangun anda akan sangat kami hargai. Apabila ada pertanyaan ataupun yang lain, saya dan mas dino siap membantu anda.

**Ari Nugroho**

Penulis & Full Time eBay Seller  
bedjo@rahasiaebay.com

## Sekilas Testimonial Mengenai Bisnis eBay



EBAY adalah salah satu cara bagi anda yang ingin berpenghasilan di bisnis online. Saya sudah mencoba berbagai bisnis online di internet selama satu tahun terakhir. Banyak ebook, seminar dan workshop yang sudah saya beli dan hadiri, tetapi hasilnya adalah nol besar. Padahal uang yang sudah saya investasikan sangat banyak. tetapi hanya EBAY lah yang memberikan penghasilan bagi saya. Karenanya Ebay merupakan solusi bagi anda para pendatang baru di dunia internet yang ingin menghasilkan uang banyak dari internet dengan lebih cepat, lebih mudah dan lebih banyak. Ebook ini di tulis dengan singkat, jelas, padat dan tidak bertele-tele. Lengkap dengan screenshot, sehingga bisa dimengerti dengan mudah. Jangan hanya MIMPI mendapatkan

penghasilan dari Internet, take action sekarang juga untuk membangun bisnis Internet Anda! Tentu saja dengan mindset dan cara yang benar.

Hasil yang saya dapatkan dalam bulan pertama bersih sekitar \$1000, kemudian meningkat di bulan kedua dan ketiga dari \$2000 sampai dengan \$3000. Bisnis ini baru saya mulai kurang lebih 3 bulan ini, waktu yang singkat bukan?. Yang pasti bisnis ini bukan MLM ataupun sejenisnya.

Saran saya segera baca dan terapkan ebook ini, karena jika Anda tidak membaca ebook ini dengan teliti secara berulang-ulang dan mempraktekkannya, maka Anda akan hanya jadi penonton yang gigit jari melihat ribuan pembaca lain sudah menerima penghasilan sampai ribuan dollar setiap bulannya dari EBAY.

**Johan Edison**

Salah Satu Fulltime Seller Ebay Indonesia  
Earning \$2000-\$3000 USD per bulan.

## DAFTAR ISI

1. Registrasi Paypal.....	4
2. Registrasi eBay .....	10
3. Cara registrasi dan upgrade reseller program di Dropship designselling.com.....	12
4. Registrasi Terapeak.com.....	18
5. Cara riset menggunakan terapeak .....	22
6. Mencari gambar untuk desain .....	24
7. Tehnik dasar mengolah gambar dengan program Photoshop.....	28
8. Langkah awal memulai berjualan di eBay .....	32
Tips mendapatkan feedback .....	33
9. Cara upload desain di designselling.com .....	37
10. Cara listing di eBay .....	41
Format Fixed Price .....	41
Format Auction .....	57
11. Cara bulk order di DS (designselling.com) .....	62

# 1. Registrasi Paypal

1. Masuk ke link : <http://www.paypal.com>

The screenshot shows the PayPal homepage. At the top right, there are links for [Sign Up](#), [Log In](#), [Help](#), and [Security Center](#). The main navigation bar includes [Home](#), [Personal](#), [Business](#), and [Products](#). Below this, there are links for [Get Started](#), [Send Money](#), [Request Money](#), [Sell on eBay](#), and [Developers](#).

On the left side, there is an "Account login" section with fields for "Email address" and "PayPal password", a "Go to" dropdown menu set to "My account", and a "Log In" button. Below this, there is a link for "Forgot your email address or password?" and a red box around the "New to PayPal? [Sign up.](#)" link, with a red arrow pointing to it.

The main content area features a large banner with the text "The safer, easier way to pay without exposing your credit card or bank account number" over a background of credit cards. To the right of the banner are three links: "What is PayPal?", "How we keep you secure", and "How you checkout faster". Below the banner, there are two columns of content: "Send money and shop online" and "Sell online". Each column has several bullet points and a "Sign up" link at the bottom.

2. Pilih yang Premier

The screenshot shows the "Create your PayPal account" page. At the top right, there are links for [Log In](#), [Help](#), and [Security Center](#). The main heading is "Create your PayPal account" with a "Secure" lock icon.

There are two dropdown menus: "Your country or region" set to "Indonesia" and "Your language" set to "English".

Below the dropdowns, there are three account type options: "Personal", "Premier", and "Business". Each option has a "Get Started" button. The "Premier" option is highlighted with a red box and a red arrow pointing to it. Above the "Premier" box, there is a link for "Already have a PayPal account? [Upgrade now.](#)".

At the bottom left, there is a link for "Learn about [low PayPal fees.](#)"

### 3. Isi semua kolom yang telah disediakan.

Usahakan data yang di isi adalah data asli, walaupun bukan data pribadi anda sendiri, misal istri, teman maupun saudara anda.

Nomor Telepon isi nomor yang aktif dan bisa dihubungi.

Email address

You will use this to log in to PayPal

Choose a password

8 characters minimum

Re-enter password

First name

Middle name

Last name

Date of birth

MM

DD

YYYY

Nationality

Address Line 1

Address Line 2 (optional)

City

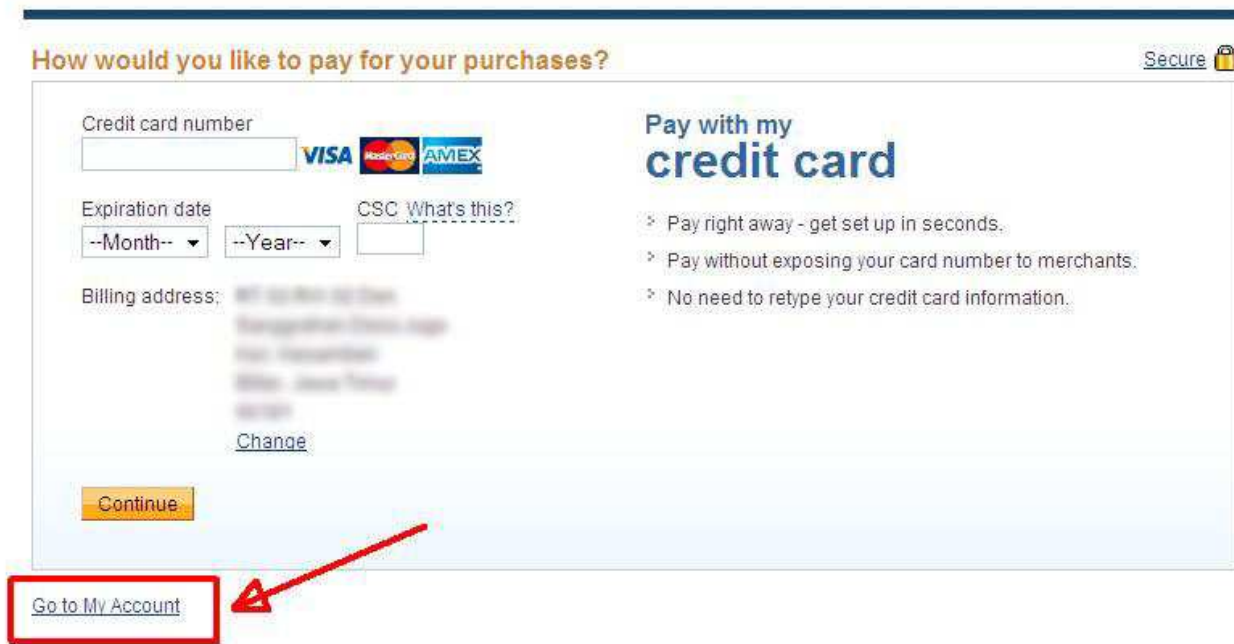
State / Province / Region

Postal Code

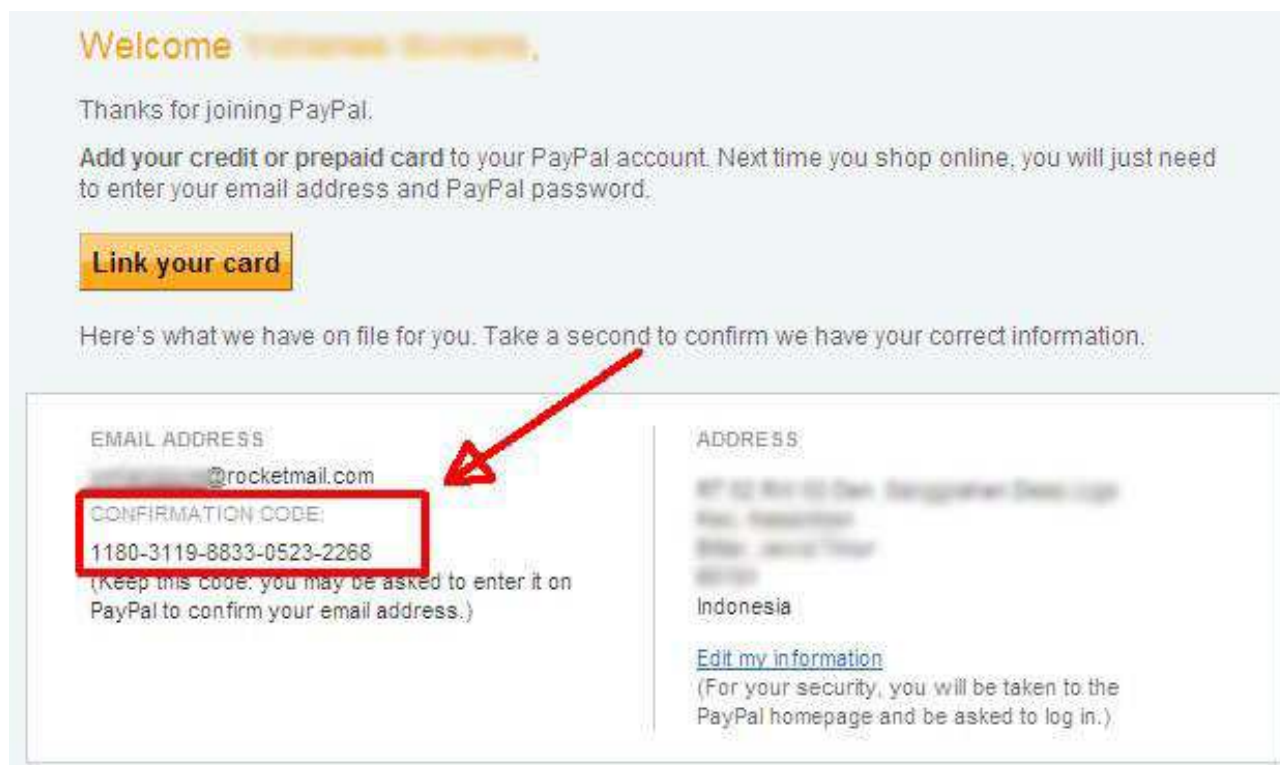
Phone number [Why is this needed?](#)

Consumer advisory - The PayPal™ payment service is regarded as a stored value facility under Singapore law. PayPal Pte. Ltd., the Holder of the PayPal™ stored value facility, does not require the approval of the Monetary Authority of Singapore. Consumers (users) are advised to read the terms and conditions carefully.

#### 4. Klik **Go to My Account**



#### 5. Cek email anda, copy "**confirmation code**" dari email paypal yang masuk.



## 6. Kembali ke halaman Paypal, Masuk ke menu "confirm email address"

My Account | Send Money | Request Money | Merchant Services | Products & Services

Overview | Add Funds | Withdraw | History | Resolution Center | Profile

Welcome, **Yohan Store**

Account Type: Premier | Status: Unverified [Get verified](#)

PayPal balance: **\$0,00 USD** [View limits](#)

My recent activity | [Payments received](#) | [Payments sent](#) | [View all of my transactions](#)

My recent activity - Last 7 days (Dec 21, 2009-Dec 28, 2009)

[Archive](#) | [What's this](#) | [Payment status glossary](#)

<input type="checkbox"/>	Date	Type	Name/Email	Payment status	Details	Order status/Actions	Gross
-No New Items-							

[Archive](#) | [What's this](#)

**Notifications**

- Confirm email address**
- Link and confirm my debit or credit card
- Policy Updates

**PayPal** | WishList  
CREATE, SHARE YOUR WISHLIST AND EARN UP TO US\$100\*  
[CLICK HERE](#)

## 7. Klik "Step 2"

### Confirm your email address

1 Choose Account Type | 2 Enter Information | **3 Confirm** | 4 Done

For your security, PayPal asks that you confirm your email address.

**Step 1. Go to your email**  
We sent an email to: yohanstore@rocketmail.com.

**Step 2: Click The Activate Button**  
Click the Activate button in the email and log in to PayPal.  
**Click here if the button does not appear in the email.**

**Step 3. Enter your password.**  
You will be asked to enter your password. You will need your password every time you use PayPal.

Then you will have confirmed your email address!

You can also [request a new confirmation number](#) to be sent to your email address.

[Continue](#)

## 8. Masukkan Confirmation Code dari email paypal tadi


### Confirm Email

Because some email programs do not support hypertext links, we have also enabled you to confirm your email address by entering a unique confirmation number. The email message we sent you contains this number.

Please enter it here  
1180-3119-8833-0523-2268

[Confirm](#)

9. Update account information, isikan “secret question” pada kolom tersebut

**Update account information** Secure 

You have successfully confirmed your email address.


Please take a moment to choose and answer 2 security questions.  
(We'll ask you these questions if you forget your password.)

Security question 1  
What was the name of your first pet? ▾

Answer 1  
doggy

Security question 2  
Who was your first boss? ▾

Answer 2  
Mr Smith

**Submit** 

10. Halaman berikutnya langsung masuk ke “Go to My Account”


**You have activated your PayPal account**

Once you link a credit card, you will speed through online checkout without exposing your credit card information.

**Pay with my credit card**

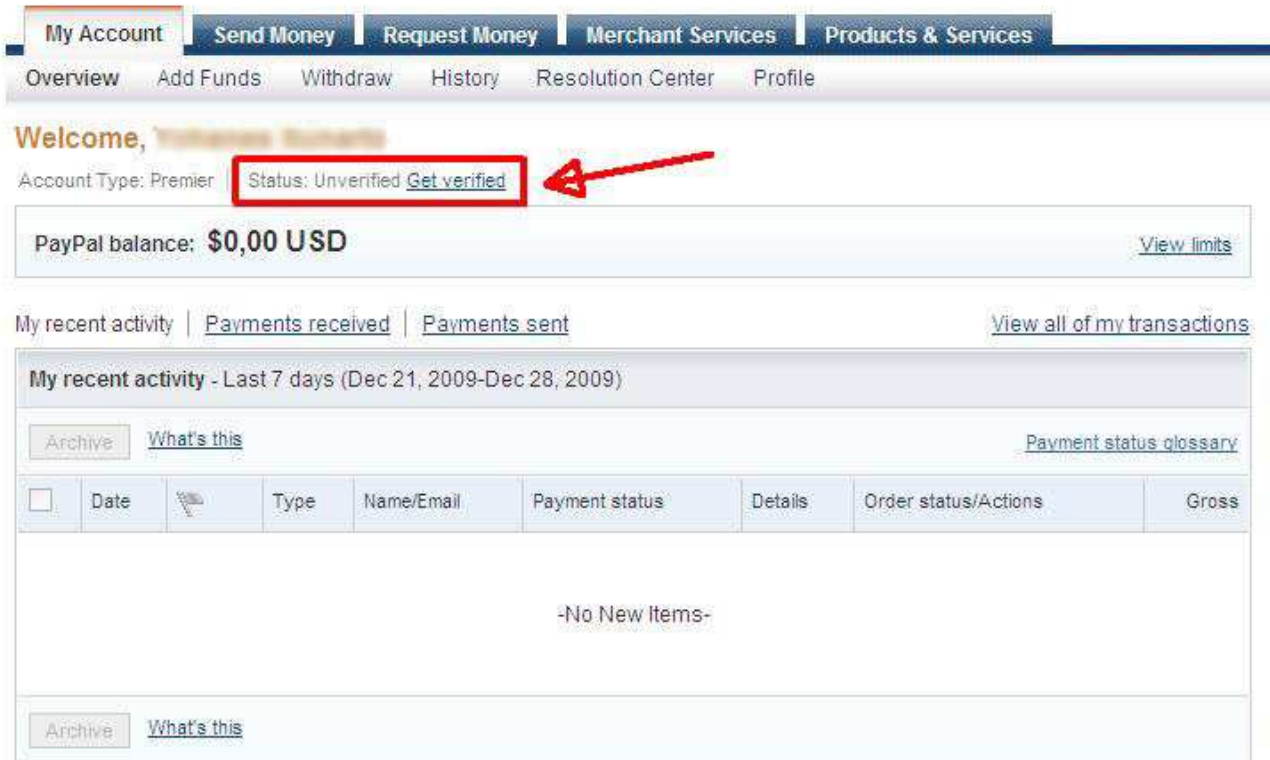
- ✎ Pay right away - get set up in seconds.
- ✎ Pay without exposing your card number to merchants.
- ✎ No need to retype your credit card information.

**Continue**

**Go to My Account** 



11. Selamat! sekarang anda perlu satu langkah lagi untuk verifikasi Kartu Kredit anda



12. Apabila anda tidak punya Kartu Kredit jangan khawatir, ada alternatif untuk itu.

Silahkan masuk halaman: [www.jualvcc.net](http://www.jualvcc.net)

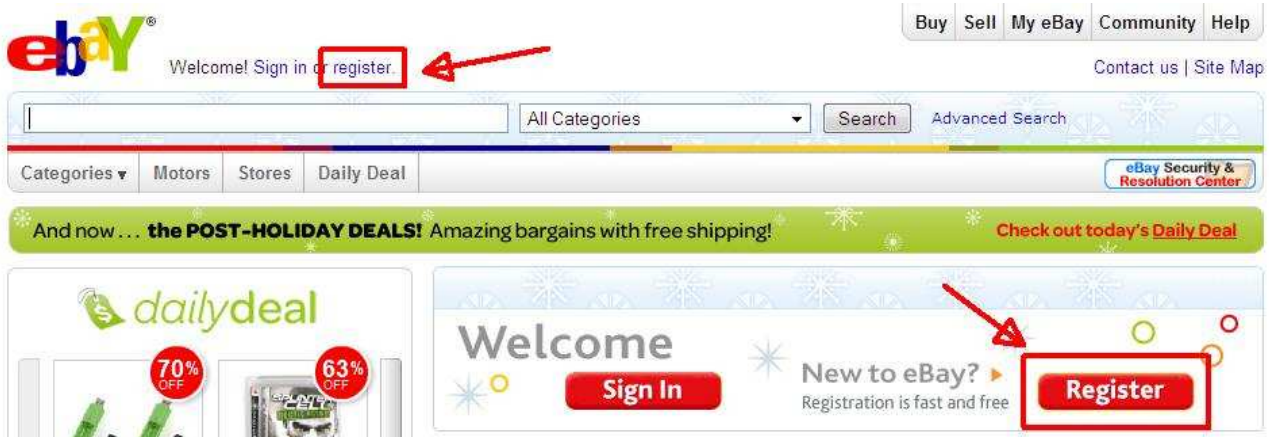
VCC = Virtual Credit Card

Untuk proses verifikasi nanti di pandu dengan customer service di web tersebut.

Waktu yang dibutuhkan pun tidak lama, kurang lebih 5 menit dari transaksi.

## 2. Registrasi eBay

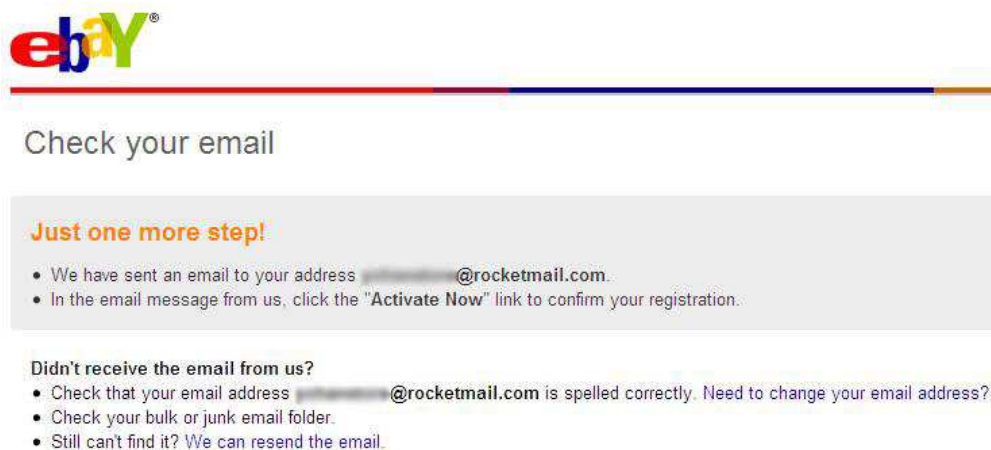
1. Buka halaman [www.ebay.com](http://www.ebay.com) klik register



2. Isikan data-data anda di kolom yang telah disediakan, kemudian klik continue



3. Kurang 1 langkah lagi untuk konfirmasi email anda



#### 4. Cek email anda, buka email yang masuk dari eBay, klik "Activate Now"

##### Complete your eBay Registration--last step

Full View

From: eBay <registration@ebay.com> Add to Contacts  
To: @rocketmail.com



eBay sent this message to (shop.tilldrop).  
Your registered name is included to show this message originated from eBay. [Learn more.](#)

##### Complete your eBay registration

Hi shop.tilldrop,

Just click "Activate Now" to complete your registration. That's all there is to it. After that, you are ready to start shopping!

This is the last step, we promise!

**Activate Now**

##### If the above link does not work:

1. Write down this confirmation code: VOEap
2. Type in or copy and paste this link into your Web browser:  
<https://scgi.ebay.com/ws/eBayISAPI.dll?VAppEma&action>
3. Enter your confirmation code.

If you need additional help, contact [eBay's Customer Support](#) or [Live Help](#)

#### 5. Selamat, anda sekarang mempunyai akun eBay baru!

### 3. REGISTRASI DAN UPGRADE RESELLER PROGRAM DI DROPSHIP DESIGNSELLING.COM

1. Buka halaman <http://www.designselling.com>

The #1 eBay Dropshipper | Drop Ship Services for Home Base Online Business

[My Account](#) | [Make Your Own](#) | [Cart](#) | [Help](#) | [Register](#) | [Market](#) | [Drop Shipping](#) | [VIP Domain Stores](#)

You can think of it, we can do it.

Search Our Products :

<p><b>Design Your Own Product</b></p> <ul style="list-style-type: none"> <li>•Design your own shirts, caps, mugs and more.</li> <li>•Ship within 24-48 hours.</li> <li>•High quality print.</li> <li>•Over 200 products.</li> <li>•No minimum order.</li> </ul>	<p><b>Sell Your Own Products</b></p> <ul style="list-style-type: none"> <li>•Easy to make money.</li> <li>•Free/Premium/VIP stores.</li> <li>•Set your own prices.</li> <li>•Competitive base prices.</li> <li>•Customizable interface.</li> <li>•No stock required.</li> </ul>	<p><b>Shop the Marketplace</b></p> <ul style="list-style-type: none"> <li>•Browse &amp; buy products created by store sellers.</li> <li>•Millions of products to choose from.</li> <li>•Great prices</li> <li>•No minimum order</li> </ul>	<p><b>Drop Shipping</b></p> <ul style="list-style-type: none"> <li>•Low start up cost.</li> <li>•Work from home.</li> <li>•Paypal accepted.</li> <li>•Personalized items.</li> <li>•Ship within 24-48 hours.</li> <li>•No inventory, low risk.</li> </ul>
---	---	--	---

**Returning Members?**  
Sign in to access your account

**We are ...**  
An online marketplace that allow sellers and buyers to create, buy and sell a wide variety of unique designs of products. We also offer drop shipping, which is a type of selling in which the eBay sellers do not keep products in stock, but instead passes buyer's order and shipment details to us for delivery to the buyers directly.

2. Klik "Continue"

The #1 eBay Dropshipper | Drop Ship Services for Home Base Online Business

[My Account](#) | [Make Your Own](#) | [Cart](#) | [Help](#) | [Register](#) | [Market](#) | [Drop Shipping](#) | [VIP Domain Stores](#)

Store Home : [Login](#)

**Welcome, Please Sign In**

**Returning Members?**  
Sign in to access your account

Email:

Password:

[Forgot Password?](#)

**New Member?**  
It's totally free to create an account. By creating an account at DesignSelling dot Com you will be able to shop faster, be up to date on an orders status, and keep track of the orders you have previously made!

3. Isikan data diri anda pada kolom yang telah disediakan

[My Account](#) | [Make Your Own](#) | [Cart](#) | [Help](#) | [Register](#) | [Market](#) | [Drop Shipping](#) | [VIP Domain Stores](#)

Store Home : [Register](#)

Required fields are designated with an asterisk (\*).

E-mail(*)	<input type="text"/>
Your Name(*)	<input type="text"/>
Password(*)	<input type="password"/>
Confirm Password(*)	<input type="password"/>
Select a password reminder question	What is your mother's maiden name? ▾
Answer	<input type="text"/>
Birthday(MM/dd/yyyy)	01/20/1970

Yes, I would like to receive the updates and special offers from DesignSelling dot Com. (You can unsubscribe at any time you like.)

Type the characters you see in the picture below.

Word Verification: **77t9u**

Letters are not case-sensitive

4. Setelah itu klik "All Stores"

STORE MENU

**Members Area**

- [Overview](#)
- [Update Profile](#)
- [File Manager](#)
- [My Album](#)
- [Image Templates](#)
- [NewsLetter](#)
- [Payment Options](#)
- [Shipping Addresses](#)
- [Order History](#)
- [My Saved Designs](#)
- [Service](#)
- [Service Status](#)
- [Inbox](#)
- [How to Return](#)

**My Stores**

- [All Stores](#)
- [Payee Information](#)
- [Sales Report](#)
- [Earning Report](#)
- [Dollar History](#)
- [Quick Add Product](#)
- [Quick List Product](#)

**Affiliate**

- [Promote Links](#)
- [Refer a Friend](#)
- [Referral Report](#)

STORE SEARCH

[My Account](#) | [Make Your Own](#) | [Cart](#) | [Help](#) | [Register](#) | [Market](#) | [Drop Shipping](#) | [VIP Domain Stores](#) (Userid: 77777777) [Logout](#)

Store Home : [Overview](#)

**START SELLING! AS EASY AS 1-2-3-4!**

Instruction by flash demo videos is easy.

- 1 Learn how to open free stores, add sections, choose templates and start selling?
- 2 Learn how to upload images and add tags/keywords?
- 3 Learn how to add images/designs to the products?
- 4 Update your payee information.

**It is easy. Start selling and make money online today!**

**Your Account**

**Account Settings**

[Update Profile](#) | [Addresses](#) | [My Design](#)

**Recent Orders**

Any ▾  
No History  
[View Entire Order History](#)

CashPoints : 0 [What is Cash Point](#)

CashDollar : \$0.00 [What is Cash Dollar](#)

## 5. Create New Store

**STORE MENU**

**Members Area**

- [Overview](#)
- [Update Profile](#)
- [File Manager](#)
- [My Album](#)
- [Image Templates](#)
- [NewsLetter](#)
- [Payment Options](#)
- [Shipping Addresses](#)
- [Order History](#)
- [My Saved Designs](#)
- [Service](#)
- [Service Status](#)
- [Inbox](#)
- [How to Return](#)

**My Stores**

- All Stores**
- [Payee Information](#)
- [Sales Report](#)
- [Earning Report](#)
- [Dollar History](#)
- [Quick Add Product](#)
- [Quick List Product](#)

[My Account](#) | [Make Your Own](#) | [Cart](#) | [H](#)

[Store Home](#) : [All Stores](#)

**Create New Store**

## 6. Isi data untuk "store" anda di kolom yang telah disediakan

**STORE MENU**

**Members Area**

- [Overview](#)
- [Update Profile](#)
- [File Manager](#)
- [My Album](#)
- [Image Templates](#)
- [NewsLetter](#)
- [Payment Options](#)
- [Shipping Addresses](#)
- [Order History](#)
- [My Saved Designs](#)
- [Service](#)
- [Service Status](#)
- [Inbox](#)
- [How to Return](#)

**My Stores**

- All Stores**
- [Payee Information](#)
- [Sales Report](#)
- [Earning Report](#)
- [Dollar History](#)
- [Quick Add Product](#)
- [Quick List Product](#)

[My Account](#) | [Make Your Own](#) | [Cart](#) | [Help](#) | [Register](#) | [Market](#) | [Drop Shipping](#) | [VIP Domain Stores](#)

[Marketplace & great.com](#) (Userid: [123456](#)) [Logout](#)

[Store Home](#) : [Stores](#)

**Display Id**  
3-50 characters, will be part of store url, you can visit your store at <http://www.designselling.com/DisplayId>

**Store Name**  
This will be the name of your store.

**Store Title**  
Enter a descriptive title for this store. The text that will appear in the title bar of your store.

**Keywords**  
Describe your store with keywords and phrases, separate them with commas.

**Meta Tag Description**  
Enter the most important and relevant words first. Search engines often ignore everything after the first 15-20 words.

**Return Page After Shopping**  
This is the page that a customer will link to after they complete an order, otherwise they will return back to your store.

Do not list my products in the market place

**Currency**

7. Setelah store dibuat, klik **Reseller** untuk bergabung di Reseller program

[My Account](#) | [Make Your Own](#) | [Cart](#) | [Help](#) | [Register](#) | [Market](#) | [Drop Shipping](#) | [VIP Domain Stores](#)  
 (UserId: ) [Logout](#)

Store Home : [All Stores](#)

StoreName	Store Functions	Store Type
Store Design	Free: <a href="#">Edit</a> <a href="#">Category</a> <a href="#">Icon</a> <a href="#">Products</a> <a href="#">Add Product</a> <a href="#">Store Price</a> <a href="#">Section</a> <a href="#">My Template</a> <a href="#">Add Template</a> <a href="#">Close</a> <a href="#">Visit</a> VIP: <a href="#">Invoice</a> <a href="#">Shipping Price</a> <a href="#">Custom Page</a> <a href="#">Coupon</a> <a href="#">Appearance</a> <a href="#">Feeds</a>	Free <a href="#">Upgrade</a> <b>Reseller</b> VIP

[Create New Store](#)

8. Klik **Subscribe** (Free for 30 days)

[My Account](#) | [Make Your Own](#) | [Cart](#) | [Help](#) | [Register](#) | [Market](#) | [Drop Shipping](#) | [VIP Domain Stores](#)  
 (UserId: ) [Logout](#)

Store Home : [Service](#)

### Reseller Program

For store : [Store Design](#)

You must **subscribe** the service below (30 days free trial), in order to use full features of our drop shipping services, and enjoy our lowest [resellers pricing](#).

We prefer you to use your **Paypal** account to subscribe our Drop Shipping Reseller Program. If you are not satisfied with our service, you can cancel the subscription any time you like, [click here](#) to see "How can I cancel my Paypal subscription?"

If you don't have a Paypal's account, please go to [www.paypal.com](http://www.paypal.com), you can easily sign up an a/c within 3 - 5 minutes, then you can subscribe our service by Paypal.

Price Options:	#	Price	
	1	Free for the first 30 days,Then \$29.90 USD for each month	<a href="#">Subscribe</a>
	2	Free for the first 30 days,Then \$79.90 USD for each 3 months	<a href="#">Subscribe</a>
	3	Free for the first 30 days,Then \$149.90 USD for each 6 months	<a href="#">Subscribe</a>
	4	Free for the first 30 days,Then \$249.90 USD for each year	<a href="#">Subscribe</a>

9. Pada halaman berikutnya klik **Continue**

[My Account](#) | [Make Your Own](#) | [Cart](#) | [Help](#) | [Register](#) | [Market](#) | [Drop Shipping](#) | [VIP Doma](#)

Store Home : [Service](#)

### Reseller Program for Store Design

Free for the first 30 days,Then \$29.90 USD for each month

Payment Information:

[Paypal or Credit Card](#) [Modify Subscription](#) [Continue](#)

### 10. Subscribe Now

[My Account](#) | [Make Your Own](#) | [Cart](#) | [Help](#) | [Register](#) | [Market](#) | [Drop Shipping](#)

[Store Home](#) : [Service](#)

#### Reseller Program for Store Design

Free for the first 30 days, Then \$29.90 USD for each month

Payment Information: [Paypal](#)

[Modify Subscription](#)

[Subscribe Now!](#)



### 11. Isikan akun Paypal anda

## Poying Trading Limited

### Billing Information



\* Required

Subscription To	Terms	Amount
DesignSelling dot Com - Order 1514422-1M	Free for the first 30 days Then \$29.90 USD for each month	\$0.00 USD

### Select Payment Type

Signing up for a PayPal account will be required to complete this purchase.

Pay fast with PayPal. It's free and private. [Learn more](#)

Email:

Password:

[Forgot email address or password?](#)



No PayPal account? Use your credit card or bank account (where available).

[Cancel and Return to Merchant](#)



12. Klik "Pay"

### Poying Trading Limited

**Review Your Payment** PayPal Secure Payments

Subscription To	Terms	Amount
DesignSelling dot Com - Order 1514422-1M	Free for the first 30 days Then \$29.90 USD for each month Effective Date: Jan 29, 2010	\$0.00 USD

Review the payment details and click Pay to complete your secure payment.

**Seller Information**

<b>Seller Name</b> Poying Trading Limited	<b>Seller Status</b> Non-U.S. Verified Business Member (1000+)
--	---

**Payment Method**

Future payments will be drawn from your U.S. Dollar balance. If your balance does not cover the payments, you authorize PayPal to deduct the amount from MasterCard XXXX-XXXX-XXXX-XXXX-  
[Edit Source of Funds](#)

---

[Cancel and Return to Merchant](#)

13. Setelah subscription berhasil, akan dibawa kembali ke halaman designselling.com

Order Number: 151

We will handle your subscriptions within 1-2 hours! Please login later to check your service status!

[Order Detail](#) [Service Status](#)

**Subscription Confirmed.**

Thanks for your purchase.

Customer Service Department

14. Selamat! Sekarang anda sudah menjadi reseller di designselling.com untuk mendapatkan harga yang lebih murah dan fasilitas bulk order.

[Store Home](#) : [All Stores](#)

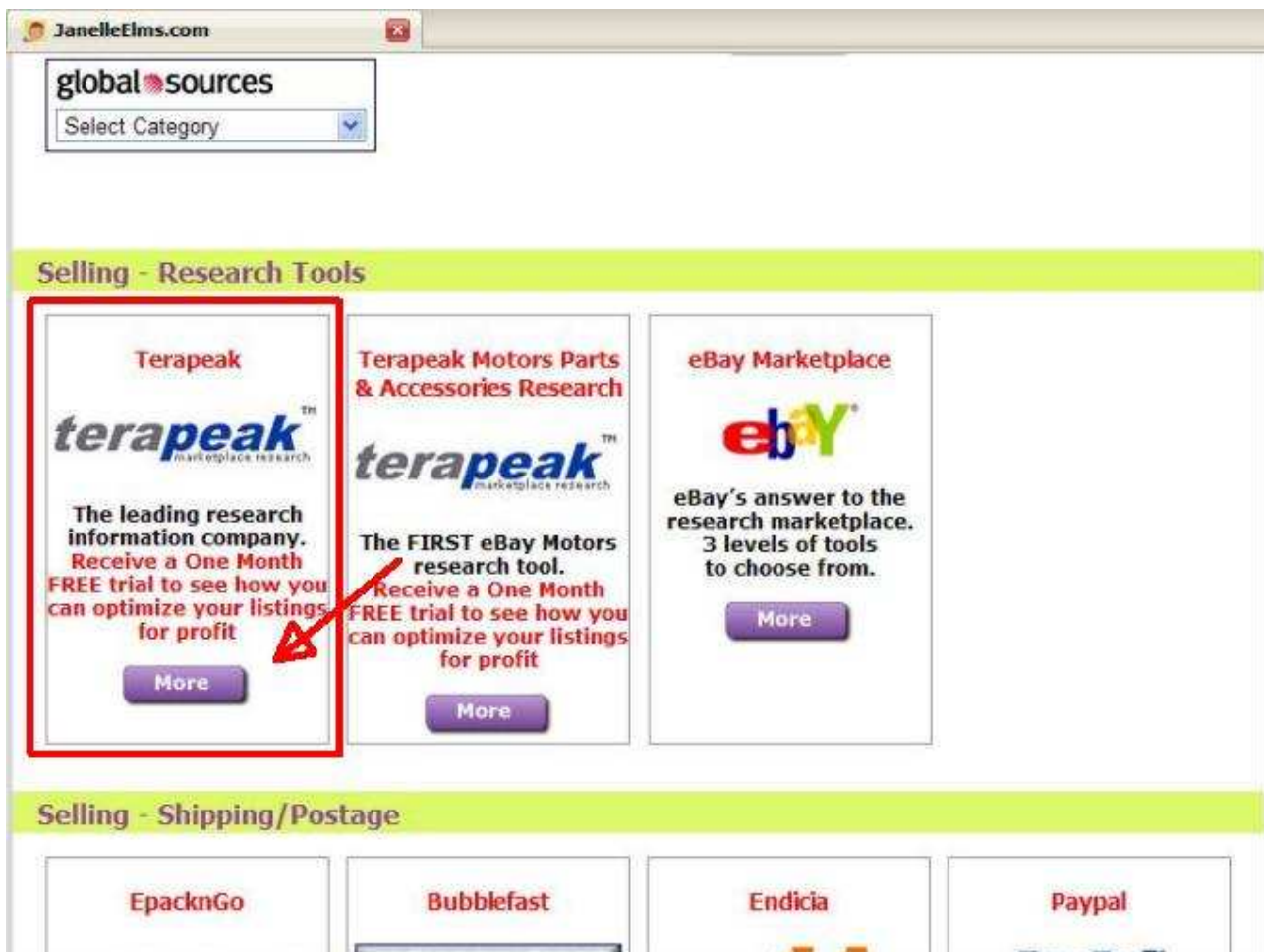
StoreName	Store Functions	Store Type
Store Design	Free: <a href="#">Edit</a> <a href="#">Category</a> <a href="#">Icon</a> <a href="#">Products</a> <a href="#">Add Product</a> <a href="#">Store Price</a> <a href="#">Section</a> <a href="#">My Template</a> <a href="#">Add Template</a> <a href="#">Close</a> <a href="#">Visit</a> VIP: <a href="#">Invoice</a> <a href="#">Shipping Price</a> <a href="#">Custom Page</a> <a href="#">Coupon</a> <a href="#">Appearance</a> <a href="#">Feeds</a>	Reseller

[Create New Store](#)

### 3. Registrasi Terapeak

Untuk mencari tema desain item yang akan kita jual, kita akan menggunakan software untuk riset. Software ini akan membantu kita untuk menentukan tema desain apa yang sekarang lagi hot atau paling laku untuk dijual. Disini akan dijelaskan bagaimana mendapatkan software ini secara gratis 30 hari.

1. Buka halaman: <http://www.janelleelms.com/ebay>  
Scroll down halamannya, cari gambar yang ada seperti dibawah ini:  
**Selling – Research Tools**



2. Kemudian link akan menuju ke halaman terapeak.com, klik **“Sign Up”**



### 3. Pilih "All 6 International Sites"

**Research Advantage** Select Package -> Account Setup -> Billing

**Step 1: Choose the Site You Wish to Research**  
Search 90 days of sold items, value your items, and create selling strategies.

**Step 2: Add Hot Search Reporting**  
Find hot products, titles, and view the most popular searches.

**Step 3: Choose Your Subscription Term**

**One Month Free Trial**

Monthly Subscription \$24.95

**Yearly Subscription (SAVE 34%)** \$197.95

Note: All prices listed are in US Dollars.

[Continue](#)

© 2009 Terapeak.com

### 4. Centang "Hot Search Reporting" dan "Monthly Subscription"

**Research Advantage** Select Package -> Account Setup -> Billing

**Step 1: Choose the Site You Wish to Research**  
Search 90 days of sold items, value your items, and create selling strategies.

**Step 2: Add Hot Search Reporting**  
Find hot products, titles, and view the most popular searches.

**Step 3: Choose Your Subscription Term**

**One Month Free Trial**

Monthly Subscription Included **\$49.90**

Yearly Subscription (SAVE 44%) \$334.90

Note: All prices listed are in US Dollars.

[Continue](#)

© 2009 Terapeak.com

5. Isikan data diri anda di kolom yang disediakan, kemudian klik sign up

**terapeak**™ Research before you sell. Research before you buy. powered by **City marketData**

**Step 2: Account Details** Select Package -> Account Setup -> Billing

(Already have an account? [Log in here](#))

First Name:

Last Name:

E-mail Login:

Confirm E-mail:

Password:

Confirm Password:

I agree to recurring billing, [Terms of Use](#), and [Refund Policy](#).

**Sign-Up**

© 2009 Terapeak.com

<b>One Month Free Trial</b>	
Research Advantage Monthly (6 Sites)	Included
Hot Pack Monthly (6 Sites)	\$39.95
	\$9.95
<b>Total</b>	<b>\$49.90</b>

6. Halaman berikutnya. Data VCC yang telah anda beli untuk verifikasi akun Paypal anda tadi diisikan ke kolom credit card details.

**Billing Details** Select Package -> Account Setup -> Billing

Fields marked with \* are required.

**Credit Card Details**

Amount: \$49.90 / month

Name on card: \*

Credit Card Type: **VISA**

Credit Card Number: \*

CVV: \*

Expiration Date: 02 / 2010

**Billing Address**

Name: john doe\*

Phone Number: \*

Address Line 1: \*

Address Line 2: \*

City: \*

State/Province: California

Zip Code/Postal: \*

Country: United States

Email: paipal bajuri3@yahoo.com\*

**Continue**

**PayPal** Subscribe using PayPal

**Subscribe**

MASTERCARD VISA AMERICAN EXPRESS DISCOVER

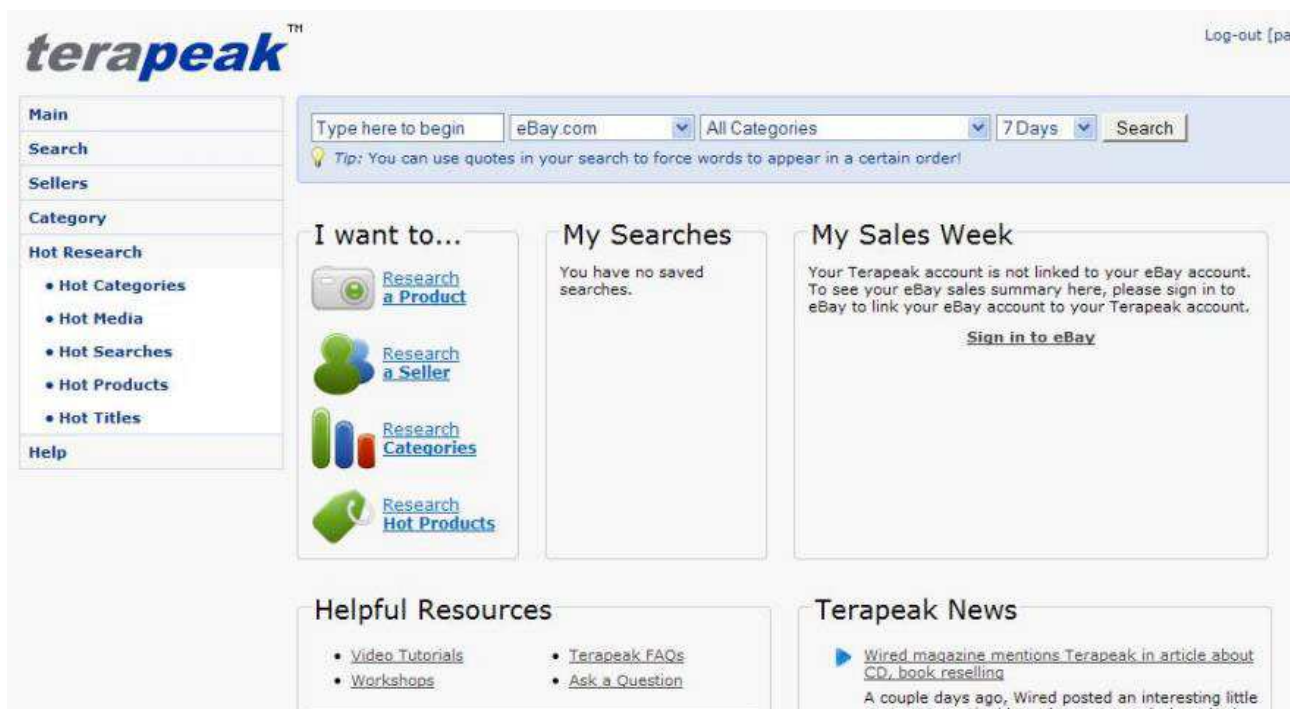
<b>One Month Free Trial</b>	
Research Advantage Monthly (6 Sites)	Included
Hot Pack Monthly (6 Sites)	\$39.95
	\$9.95
<b>Total</b>	<b>\$49.90</b>

7. Selamat! akun untuk software riset terapeak sudah selesai. Klik login untuk melanjutkan

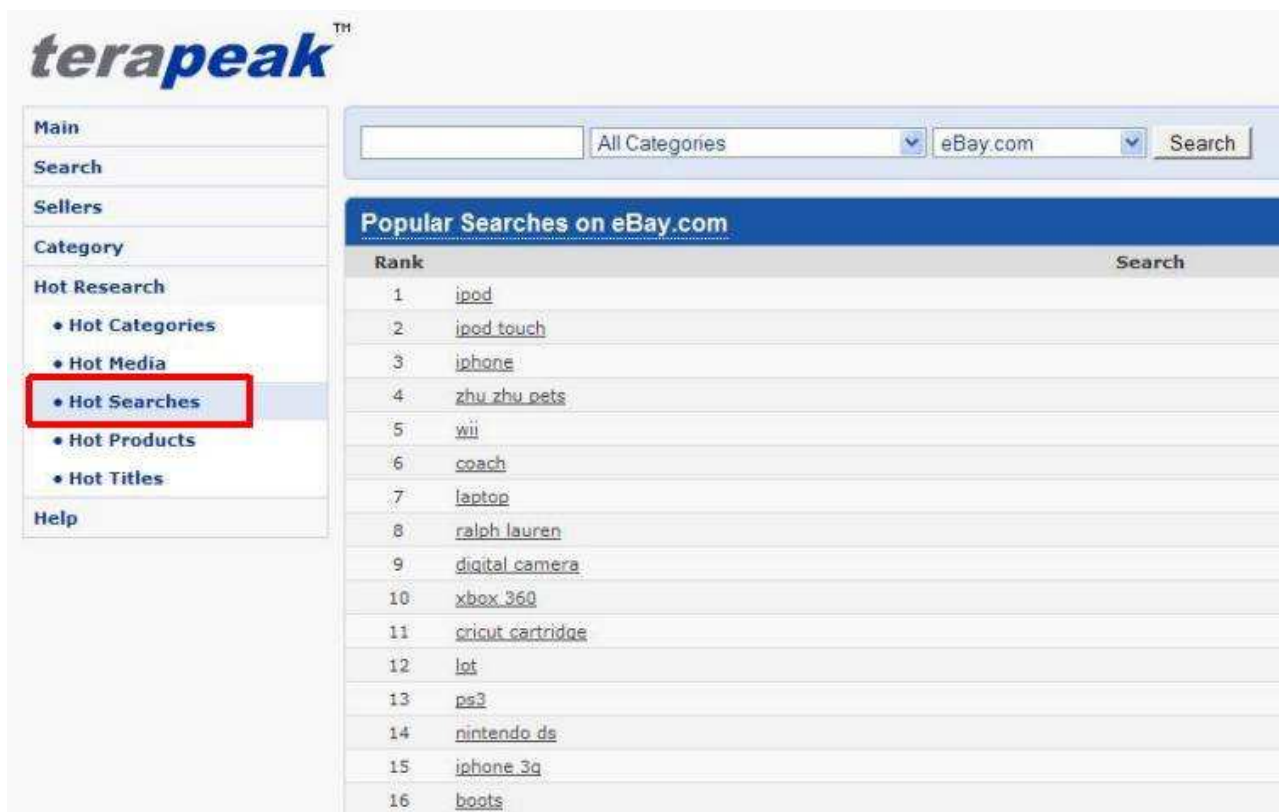
The screenshot shows the Terapeak website interface. At the top left is the Terapeak logo with the tagline "Research before you sell. Research before you buy." and the eY market data logo at the top right. A red-bordered box highlights a confirmation message: "Approved. Thank you for subscribing to Terapeak" with a green "Log-in Now >" button. Below this is a section for "Education & Help Resources:" with two links: "1. Video Tutorials" and "2. Live Support". To the right is a video player titled "Research an item" with a 5-star rating and a play button. The video player shows a progress bar at 0:00 / 3:24. At the bottom center, the copyright notice "© 2009 Terapeak.com" is visible.

## 5. Cara Riset Menggunakan Therapeak

### 1. Login ke akun therapeak



### 2. Klik "Hot Searches", pada menu ini ditunjukkan hasil dari kata kunci yang paling sering digunakan pembeli untuk "search" ebay.



- Pada menu "Hot Media". Akan ditunjukkan hasil dari Media yang paling laris atau lagi Hot di eBay, meliputi Film, Musik, Games maupun Buku.



The screenshot shows the Therapeak website interface. On the left, there is a navigation menu with the following items: Main, Search, Sellers, Category, Hot Research, Hot Categories, **Hot Media** (highlighted with a red box), Hot Searches, Hot Products, Hot Titles, and Help. The main content area features a search bar with 'List: DVD Hot List' and 'Site: eBay.com'. Below the search bar, there is a tip: 'Tip: The media hot list is usually updated within in the first week of each month.' The main section is titled 'Top 100 DVDs' and contains a table with the following columns: Sep, Oct, Title, UPC, Success, and Avg. Price.

Sep	Oct	Title	UPC	Success	Avg. Price
#2	#1	Beauty and the Beast	786936171631	92.20%	\$14.06
#3	#2	The Lion King	786936217421	86.72%	\$13.80
#7	#3	Toy Story	786936294507	92.64%	\$14.70
#6	#4	Cinderella	786936239294	89.79%	\$13.82
#18	#5	Toy Story 2	786936294521	90.94%	\$13.41
#1	#6	True Blood - The Complete First Season	883929048830	74.94%	\$18.56
-	#7	Transformers: Revenge of the Fallen	097363532149	89.99%	\$13.01
#56	#8	Monsters vs. Aliens	097361197548	87.22%	\$9.77
-	#9	Transformers: Revenge of the Fallen	097360724141	89.35%	\$27.45
-	#10	The Proposal	786936797770	87.65%	\$12.06
#34	#11	Hocus Pocus	717951003584	96.93%	\$6.10
#4	#12	X-Men Origins: Wolverine	024543602859	86.21%	\$8.76
#19	#13	Snow White and the Seven Dwarfs	786936150605	84.12%	\$11.06
-	#14	Snow White and the Seven Dwarfs	786936797603	81.06%	\$17.08
#20	#15	The Little Mermaid	786936284065	91.86%	\$13.88

- Pada list drop down menu kita bisa mempersempit hasil yang di tampilkan.



The screenshot shows the Therapeak website interface, similar to the previous one, but with a red arrow pointing to the 'List' dropdown menu. The dropdown menu is open, showing the following options: DVD Hot List (selected), Music Hot List, Games Hot List, and Books Hot List. The rest of the page content is the same as in the previous screenshot.

- Untuk selebihnya anda bisa mengeksplorasi dari software ini untuk mencari apa yang anda butuhkan.

## 6. Mencari Gambar Untuk Desain

1. Untuk pencarian gambar, kita gunakan website yang familiar dengan kita: [www.google.com](http://www.google.com) Sebenarnya banyak cara untuk mencari gambar selain dari website tersebut, tapi yang akan kita bahas kali ini mencari gambar di google.com Setelah halaman dibuka, klik "gambar"



2. Masukkan tema/judul gambar yang akan kita cari, misal: Monster Energy





3. Berikutnya hasil pencarian akan di tampilkan, kemudian klik “Tampilkan opsi”

Web Gambar Berita Buku Terjemahan Blog Gmail selengkapnya ▼

Google gambar

TelusurAman: [Longgar](#) ▼

Gambar  [Tampilkan opsi...](#)

We now have **Monster**

Monster Drink Ad

MONSTER ENERGY

4. Pilih ukuran “besar”

Web Gambar Berita Buku Terjemahan Blog Gmail

Google gambar

TelusurAman: [Longgar](#)

Gambar  [Sembunyikan opsi](#)

› Ukuran apa saja

- [Sedang](#)
- [Besar](#)
- [Ikon](#)
- [Lebih dari...](#)
- [Ukuran tepatnya...](#)

› Semua jenis

- [Wajah](#)
- [Foto](#)
- [Gambar klip](#)
- [Gambar garis](#)

› Warna apa saja

- [Berwarna](#)
- [Hitam-putih](#)
- [Warna tertentu](#)

We now have **Monster**  
800 x 600 - 30k - jpg  
teamairsoft.com  
[Temukan gambar sejenis](#)

- Hasil yang ditampilkan akan dipersempit untuk gambar dengan resolusi besar saja. Kita tinggal tentukan mana yang akan kita ambil dari pilihan tersebut.

ar Penelusuran Gambar Lanjutan

Temuan 1 - 18 dari sekitar 58,100 (0.24 det



monster energy什么来头?  
1024 x 768 - 143k - jpg  
tieba.baidu.com



1) Monster energy  
1024 x 768 - 67k - jpg  
profiles.friendster.com



A Bloody Monster  
1800 x 1800 - 309k - jpg  
gaminggutter.com  
[Temukan gambar sejenis](#)



Monster Energy  
1025 x 769 - 211k - jpg  
top-motorcycle-wallpaper...



Monster energy  
1280 x 960 - 48k - jpg  
forums.linuxmint.com  
[Temukan gambar sejenis](#)



to win a Monster  
1396 x 800 - 335k - jpg  
loopd.com



Monster Energy  
1600 x 1085 - 161k - jpg  
totalmotorcycle.com



Sponsors - UW Eau Claire  
2269 x 2991 - 302k - jpg  
uwecbattle.com

Resolusi yang dibutuhkan untuk hasil terbaik adalah minimal 1500 x 1500 pixel

- Klik gambar yang kita pilih, kemudian klik "Lihat gambar ukuran penuh"

Hasil Penelusuran Gambar Google un...

Google™ monster energy [Telusuri gambar](#) [Kembali ke hasil gambar](#)

**Lihat gambar ukuran penuh** ←

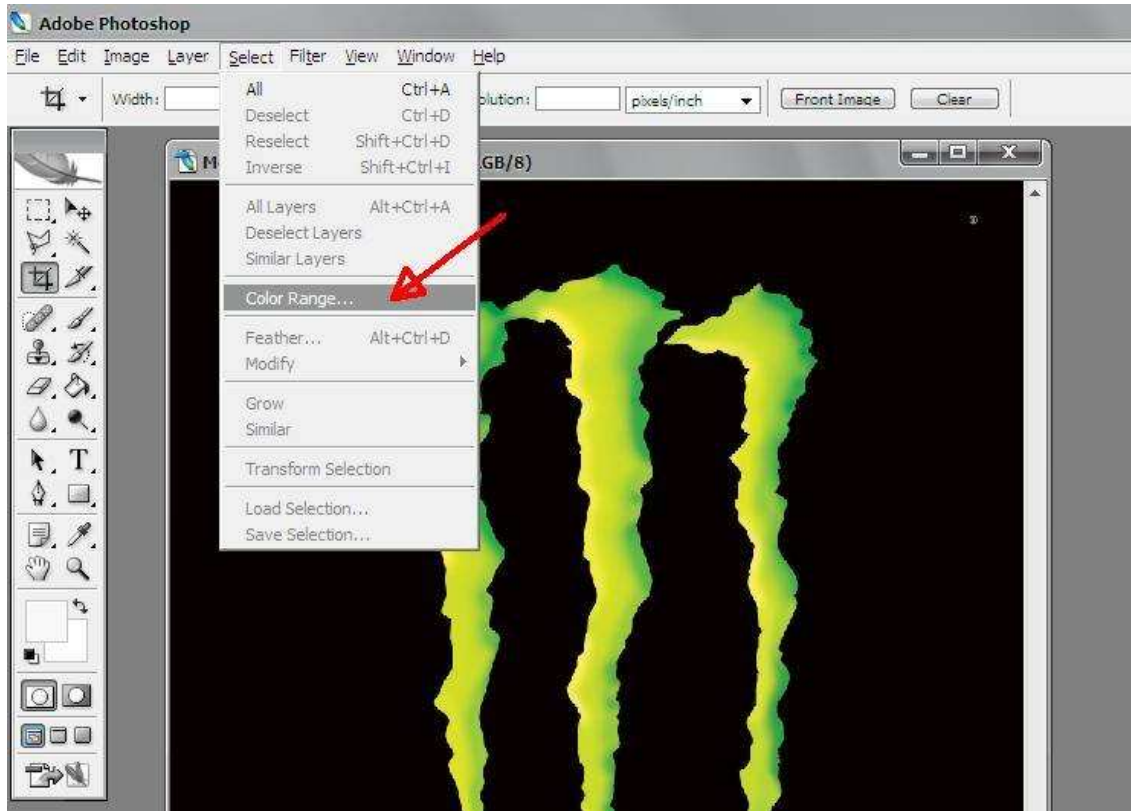
1800 x 1800 - 309k - jpg - [www.gs-racin.co.uk/custom/MonsterLogo.jpg](http://www.gs-racin.co.uk/custom/MonsterLogo.jpg)  
Gambar bisa saja memiliki hak cipta  
Di bawah ini adalah gambar di: [www.gaminggutter.com/forum/f67/i-need-favor-b...](http://www.gaminggutter.com/forum/f67/i-need-favor-b...)

- Setelah gambar terbuka penuh, klik kanan di gambar "save image", simpan di folder yang anda tentukan.

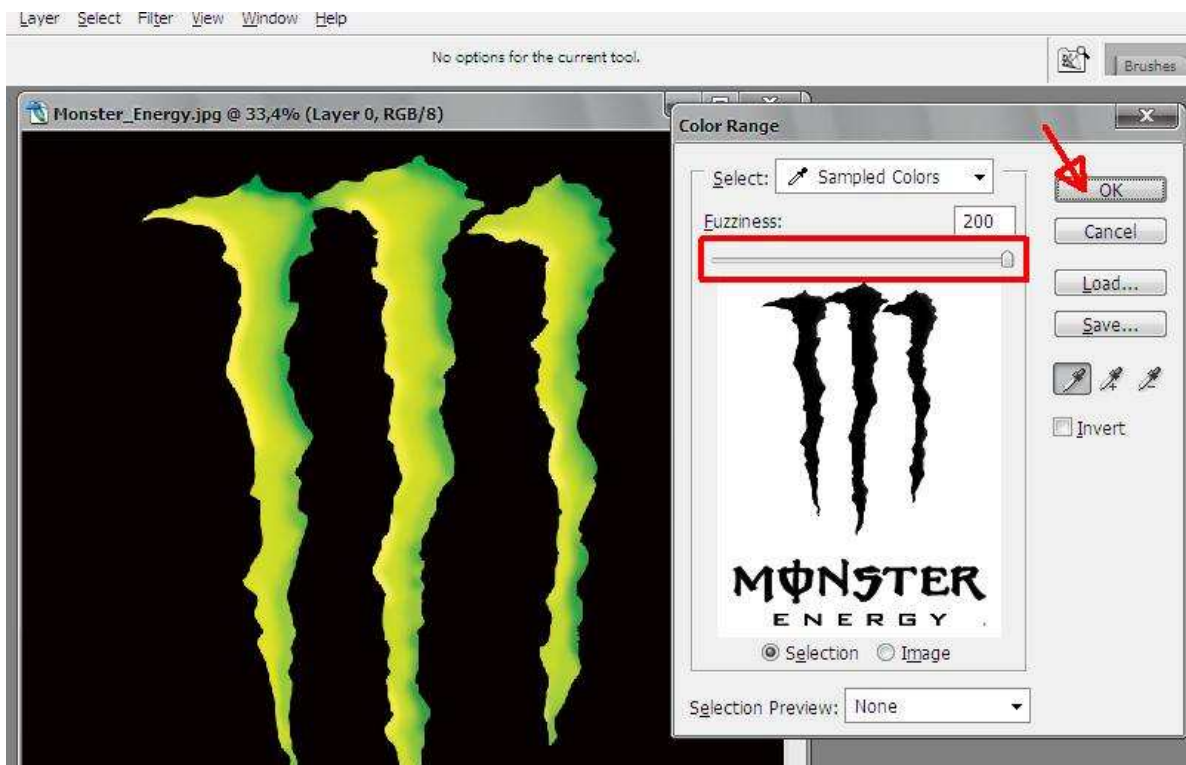


## 7. Teknik Dasar Mengolah Gambar Dengan Program Photoshop

1. Buka gambar yang akan di edit, pilih menu “select > color range”



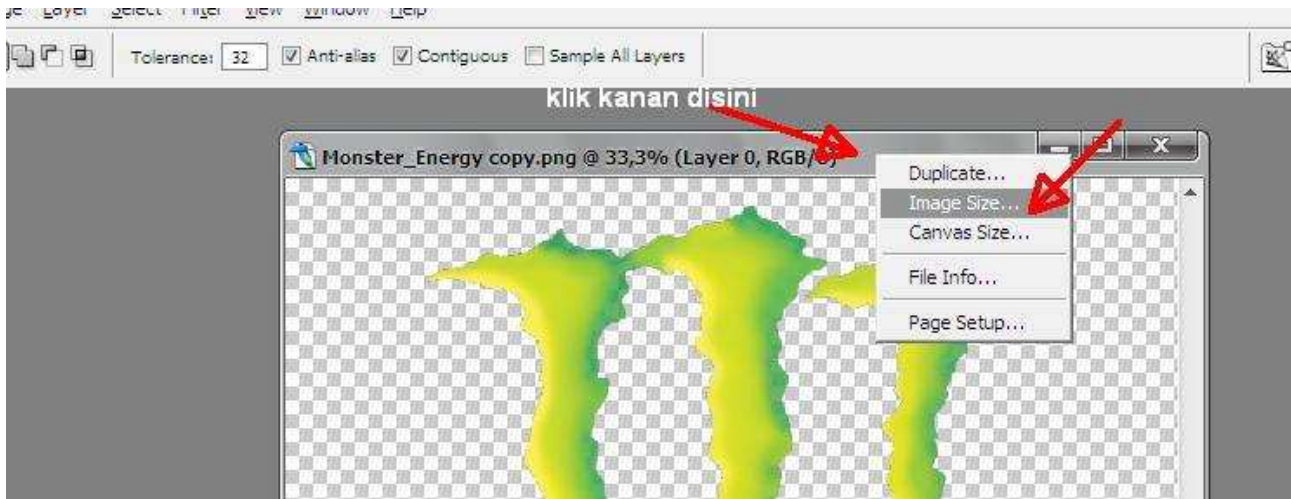
2. Atur “Fuzziness” untuk menentukan besar seleksi warna yang akan dihilangkan



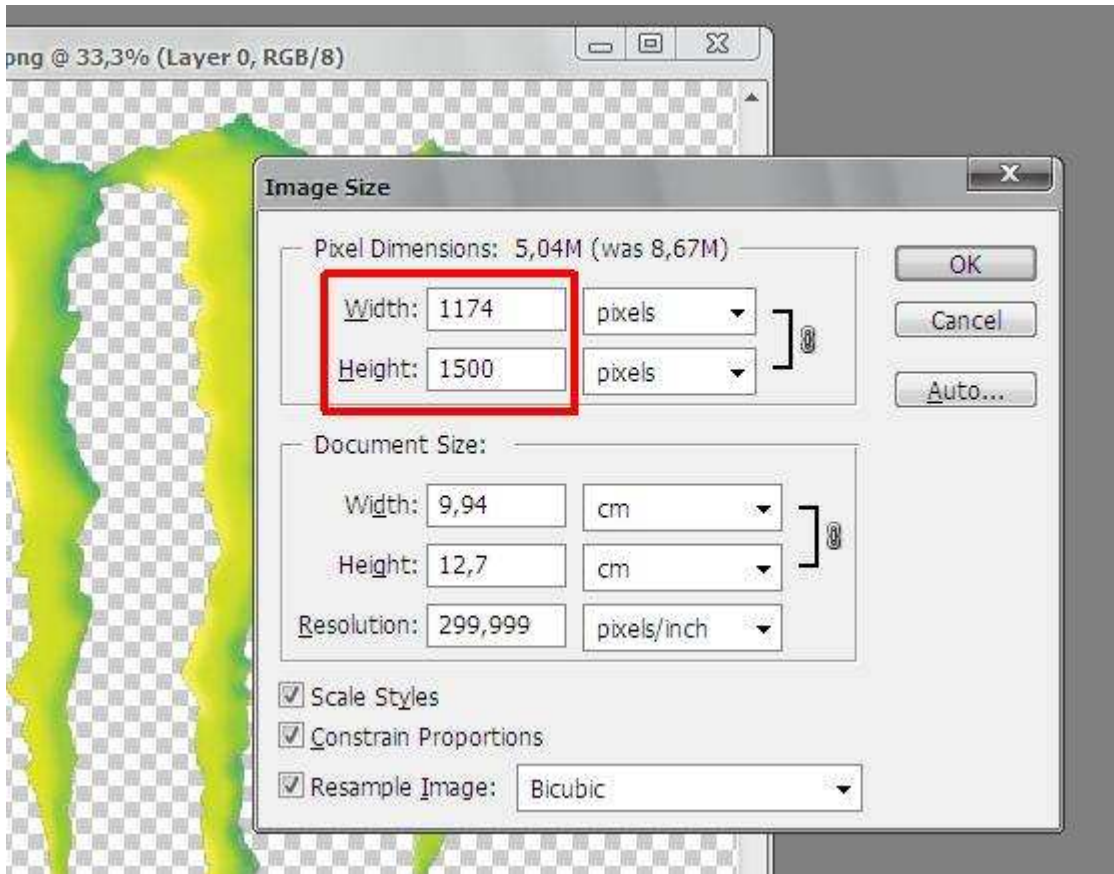
3. Kemudian pilih “clear” atau tekan tombol “del” pada keyboard



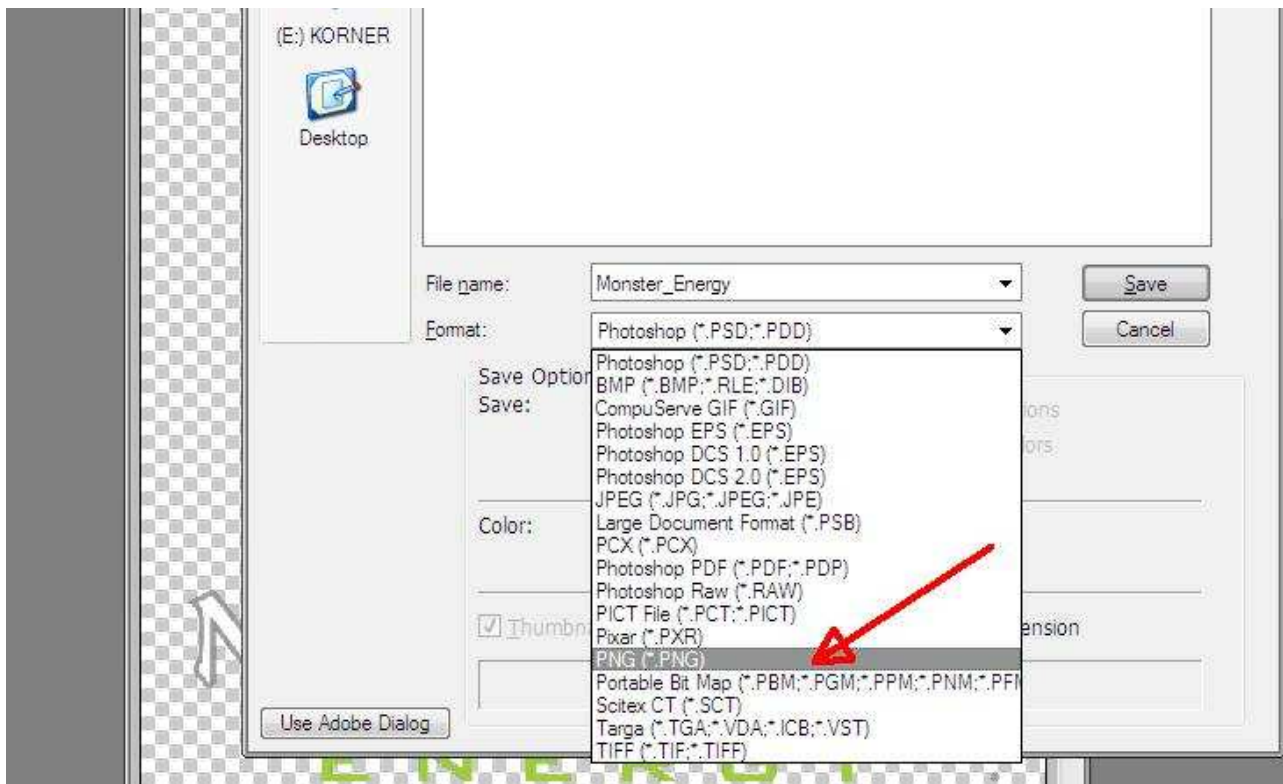
4. Untuk desain t-shirt gambar yang di butuhkan minimum 1500x1500 pixel. Klik kanan pada atas window gambar, pilih “image size”



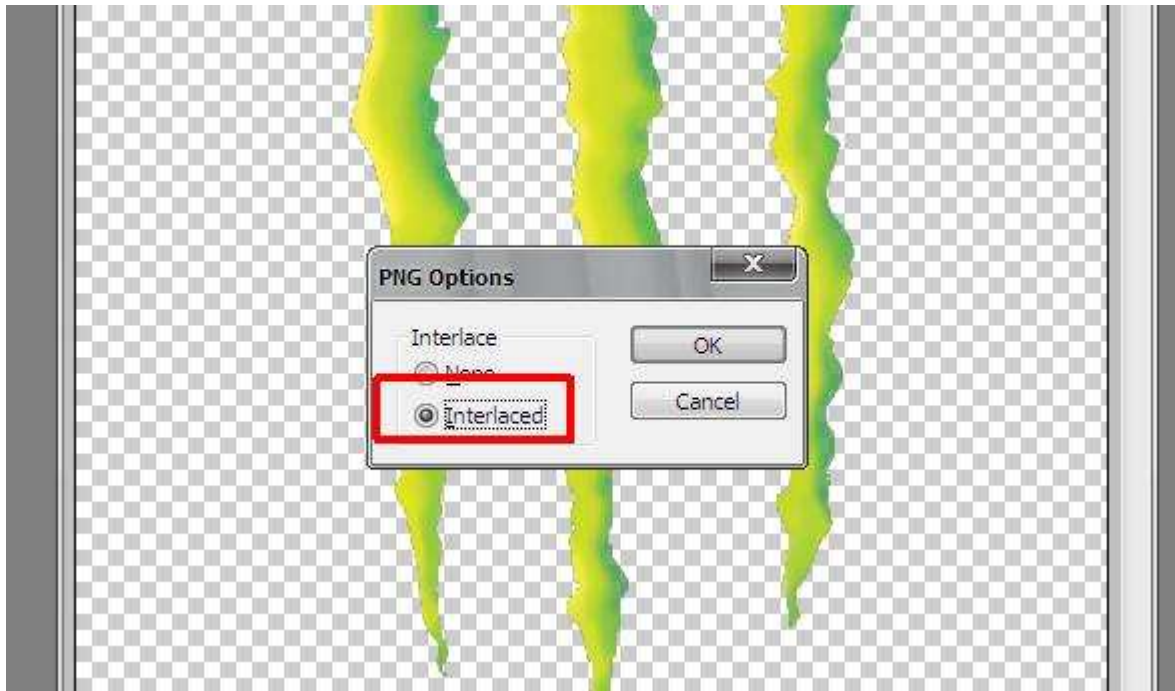
5. Rubah nilai Height atau Width menjadi 1500 pixel, jangan lebih.



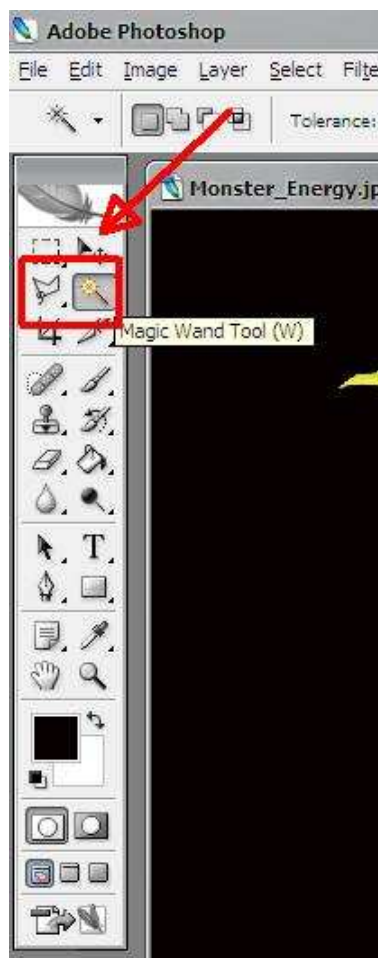
6. Setelah selesai simpan gambar tersebut "save as" pilih format PNG



7. Supaya hasil background transparan pilih opsi “Interlaced”



8. Ada berbagai cara untuk menghilangkan background, selain menggunakan cara diatas ada pula cara lain seperti menggunakan “magic wand” maupun “lasso tools”, semua disesuaikan dengan tingkat kebutuhan dan kesulitan gambar.



## 8. Langkah Awal Memulai Berjualan di eBay

Seiring dengan selalu diperbaharainya peraturan dan ketentuan untuk member eBay, eBay mempunyai beberapa aturan untuk seller maupun buyer. Adapun yang menjadi poin penting untuk seller adalah feedback.

Feedback didapatkan dari setiap transaksi yang terjadi, baik itu penjual maupun pembeli ber-hak saling meninggalkan feedback.

Criteria	Average rating	Number of ratings
Item as described	★★★★★	30
Communication	★★★★★	31
Shipping time	★★★★★	31
Shipping and handling charges	★★★★★	31

Gambar diatas adalah screenshot feedback dari salah satu member eBay.

Jika kita member baru, maka otomatis feedback kita masih (0) karena kita tidak mempunyai transaksi apapun.

Dengan feedback yang masih 0 atau dibawah 10, kita hanya bisa menjual barang di eBay dengan format "Auction" atau Lelang. Durasi waktu untuk lelang: 1, 3, 7, 15, 30 hari.

- Contoh format Auction / Lelang:

	Price	Time Left
0 Bids	\$0.99	4h 57m

Untuk bisa menjual barang dengan format "fixed price" diperlukan feedback minimal 15, baik itu feedback sebagai pembeli maupun sebagai penjual.

Dengan format listing fixed price kita bisa stok barang tak terbatas, dan bisa diseting durasi sampai dengan "barang habis" baru berakhir masa listingnya. Biaya listing dikenakan setiap 1 bulan sekali.

- Contoh listing Fixed Price:

	Buy It Now	Time Left
	\$20.99	21d 7h 41m



- Jadi, bagi member baru untuk memulai berjualan tanpa modal bisa menggunakan format Auction / Lelang.
- Jika menginginkan berjualan dengan format “Fixed Price” bisa keluarkan modal sedikit \$8-\$10 saja untuk belanja barang di eBay.

Lalu bagaimana cara mendapatkan jumlah Feedback 15 dalam waktu singkat?

## Tips Mendapatkan Feedback

Untuk mendapatkan feedback kita akan berlaku sebagai pembeli/buyer, maka dibutuhkan modal kurang lebih \$10, biasanya dengan modal \$8 pun sudah cukup.

Isi balance paypal anda dengan membeli balance dari teman anda atau di tempat yang telah terekomendasi. Misalnya di website: <http://www.indonesiapaypal.com>

Setelah balance di akun Paypal anda terisi, langkah-langkah yang dilakukan adalah:

1. Klik “Advanced Search”



2. Masukkan keyword/kata kunci “wallpaper” atau “ebook”. Set range harga!

**Find items**

Enter keywords or item number  
wallpaper All words, any order Search

Exclude words from your search

See general search tips or using advanced search options

In this category  
All Categories

Save this search to My eBay

Search including

Title and description  
 Completed listings

Price  
 Show items priced from \$ 0.1 to \$ 0.99

3. Scroll kebawah lagi, centang opsi Best Offer dan Free shipping

Show results

- With PayPal accepted [Learn more](#)
- Listings Ending within
- Number of bids from:  to:
- Multiple item listings from:  to:
- Items listed as lots [Learn more](#)
- Sale items
- Best offer [Learn more](#)
- eBay Giving Works [Learn more](#)
- Items eligible for Microsoft cashback

Shipping options

- Get It Fast [Learn more](#)
- Free shipping
- Local pickup

4. Kemudian di halaman paling bawah, klik search

Sort by

View results

Results per page

[Clear options](#)

### 5. Pilih salah satu item yang akan anda beli

All items   Auctions only   Buy It Now only

14 results found for wallpaper, \$0.10 - \$0.99 [ Save this search ]  
Preferences: Include Store inventory, Free shipping, Accepts best offer [ Edit preferences | Clear preferences ]

View as: List [ Customize view ]   Sort by: Best Match

		Price	Time Left
	Varadero Sea Digital Image Wallpaper 100% A++++ Enlarge	Buy It Now or Best Offer \$0.99 Free shipping	27d 9h 2m
	100x100 FEEDBACK on Desktop Wallpaper 0.01 cent Enlarge	Buy It Now or Best Offer \$0.99 Free shipping	29d 20h 2m
	50 X-mas Desktop Wallpaper picture photo 1600x1200 gift Enlarge	Buy It Now or Best Offer \$0.99 Free shipping	15d 21h 48m
	Digital PC Desktop Wallpaper Photo Picture-Snow Hanging Enlarge	Buy It Now or Best Offer \$0.99 Free shipping	22d 15h 24m
	Digital Wallpaper Photo Picture Image Screen Desktop Enlarge	Buy It Now or Best Offer \$0.99 Free shipping	21d 3h 12m
	WALLPAPER DIGITALO IMAGE 1 ONE CENT	Buy It Now or Best Offer \$0.99	29d 13h 48m

### 6. Klik "Make Offer"

shipping 100X100 FEEDBACK ON DESKTOP wallpaper 0,01 cent

Item condition: --

Quantity:  2 available

Price: **US \$0.99** [Buy It Now](#)

or

Best Offer: [Make Offer](#)

[Watch this item](#)

Shipping: **FREE shipping** USPS Priority Mail International | [See all details](#)  
Estimated delivery time varies for items shipped from an international location

Returns: No Returns Accepted

Coverage: Pay with **PayPal** and your full purchase price is covered | [See terms](#)

- Masukan nilai uang "tawaran" kita, bisa \$0.20 atau \$0.40. Apabila penjual menolak harga tersebut, naikan angka lebih dari \$0.50  
Klik "Review Offer"

[← Back to item description](#)

## Best Offer: Submit a Best Offer

Hello turi.megastore! ([Not you?](#))



Seller: [\[seller name\]](#) (112 ★)

Buy It Now price: US \$0.99

Quantity: 2 available

## Send your Best Offer Now

Make your Best Offer stand out by setting a price that is fair for you and the seller. [What is Best Offer?](#)

Buy It Now price: US \$0.99

Your offer price: US \$  per item

Quantity: x

Shipping and Handling: To Indonesia -- Free (Shipping costs are non-negotiable)

Additional Terms: [Add additional terms](#)

| [Cancel](#)

- Kemudian Submit Offer, jika seller langsung terima penawaran kita maka kita langsung bayar melalui paypal.

## Best Offer: Offer Submitted

Hello turi.megastore! ([Not you?](#))



**Your Best Offer has been sent to the seller - Good luck!**

[\[seller name\]](#) has 47 hours 59 mins to respond to your offer. You should receive a reply soon.

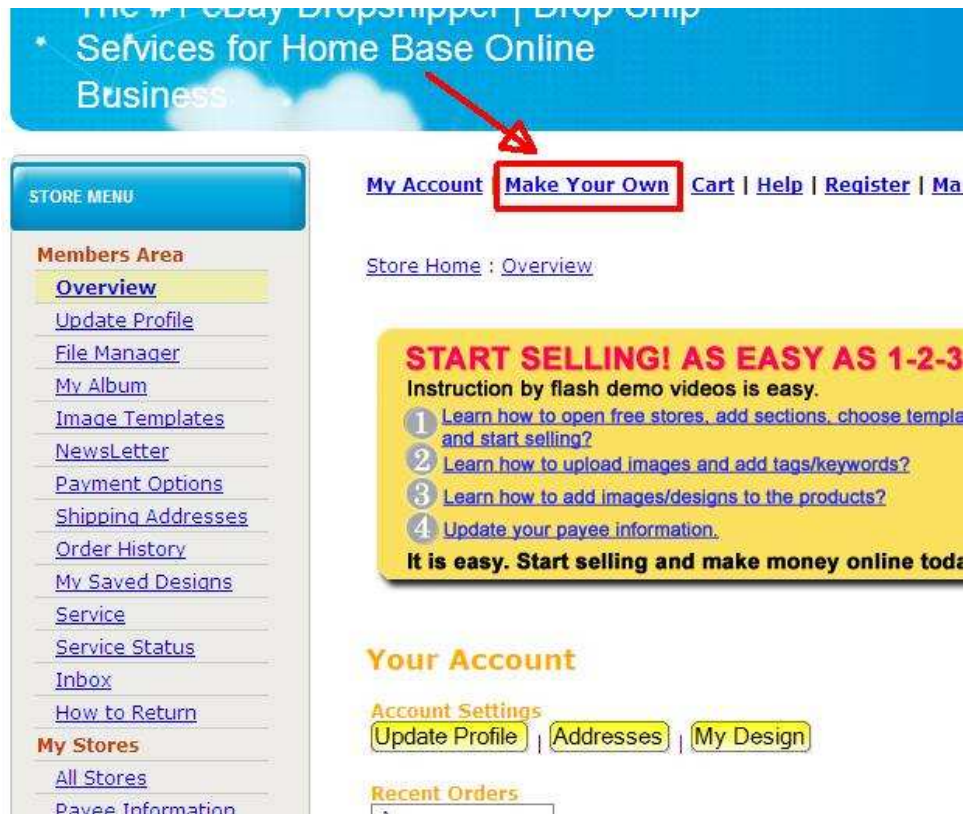
### What's next?

- The seller can accept, decline or counter your offer. Watch for their response in [My Messages](#).
- [Continue shopping with this seller](#)

Cara-cara tersebut diatas adalah yang paling cepat untuk mendapatkan feedback dengan membeli barang-barang yang murah. Tujuan utama penjual adalah memang menjual "feedback". Untuk menghindari hal-hal yang tidak diinginkan sekiranya dalam sehari maksimal membeli 3 atau 4 "feedback".

## 9. Cara Upload Desain di Dropshipper www.designselling.com

1. Buka website <http://www.designselling.com>  
Klik "Make Your Own"



The screenshot shows the website interface for designselling.com. At the top, there's a blue banner with the text "Services for Home Base Online Business". Below this, a navigation menu includes "My Account", "Make Your Own" (highlighted with a red box and a red arrow), "Cart", "Help", "Register", and "Ma". A sidebar on the left lists various options under "STORE MENU" and "Members Area". The main content area features a yellow box with the heading "START SELLING! AS EASY AS 1-2-3" and a list of four numbered steps: 1. Learn how to open free stores, add sections, choose template and start selling?; 2. Learn how to upload images and add tags/keywords?; 3. Learn how to add images/designs to the products?; 4. Update your payee information. Below this, there's a "Your Account" section with links for "Account Settings" (Update Profile, Addresses, My Design) and "Recent Orders".

2. Pada halaman berikutnya kita bisa memilih berbagai macam produk yang bisa kita desain, diantaranya adalah, t-shirt, jam tangan, mouse pad, topi maupun kalender. Yang akan kita bahas kali ini adalah contoh upload desain untuk **t-shirt**.



The screenshot shows the "Design Your Own" section of the website. It features a blue header with the text "Design Your Own Unique Products in 3 easy steps" and three numbered steps: 1. Select a product, 2. Upload Your Design, and 3. Add to Cart. Below the header, there are six product category tiles: "Clothing & Hats" (highlighted with a red box and a red arrow), "Buttons & Magnets", "Jewelry & Watches", "Men's Accessories", "Women's Accessories", and "Electronics Accessories". Each tile shows examples of products with custom designs.

- Pilih jenis t-shirt yang kita inginkan, untuk warna t-shirt yang available adalah putih dan hitam, warna yang lainya tidak tersedia.



- Klik “create it”



- Tekan “Browse” pilih gambar yang akan kita upload, kemudian klik “NEXT: add & preview”



6. Pada halaman berikutnya ada beberapa menu untuk mengatur posisi gambar vertikal dan horisontal, maupun besar kecilnya gambar. “**View Larger Image**” untuk melihat hasil desain dalam ukuran besar, setelah sesuai dengan keinginan kita preview gambar desain bisa disimpan untuk dipasang di listing ebay kita nanti. Setelah selesai, klik “**Publish and Earn\$\$\$**”

[Store Home](#) : [Design Product](#)

### Custom Black T-Shirt

Price:\$13.99



[View Larger Image](#)

### Design Your Product

inches  
**Image Placement**  
 Center  Pocket  
**Horizontal Offset**  
  
**Vertical Offset**  
  
**Rotate**

**Ideal image size in pixels (W \* H) :**  
 Front(Center) : 1500 x 1500 or Higher  
 Front(Pocket) : 600 x 750 or Higher

[Review and Order](#) [Save To Finish Later](#)

[Publish & Earn\\$\\$\\$](#)

[Advanced Silverlight Designer](#)

7. Di halaman berikutnya, isikan kolom judul dari item desain kita, dan nomor kode untuk memudahkan kita diwaktu bulk order nanti. Tekan “**Save**”

[Design Product](#) [Product Information](#) [Return to Product List](#)



[View Larger Image](#)

**Product Name:**

Monster Energy Black T-Shirt

**Product Code:**

ME001B

**Product Description:**

Monster Energy Black T-Shirt

**Product Price:**

Base Price : \$13.99

\$ 15.99

Homepage Special :

Category Special :

[Save](#)

8. Untuk melihat hasil desain yang telah kita buat tadi, klik **“All Stores”** kemudian pilih **“Product”**  
- Selesai -

The screenshot shows a web application interface. On the left is a sidebar titled 'Members Area' with various navigation links. The 'All Stores' link is highlighted with a red box. The main content area shows a table with columns 'StoreName' and 'Store Functions'. The 'Products' button in the 'Store Functions' column is also highlighted with a red box. Below the table is a 'Create New Store' button.

Members Area

- [Overview](#)
- [Update Profile](#)
- [File Manager](#)
- [My Album](#)
- [Image Templates](#)
- [NewsLetter](#)
- [Payment Options](#)
- [Shipping Addresses](#)
- [Order History](#)
- [My Saved Designs](#)
- [Service](#)
- [Service Status](#)
- [Inbox](#)
- [How to Return](#)
- My Stores**
  - All Stores**
  - [Payee Information](#)
  - [Sales Report](#)

Store Home : [All Stores](#)

StoreName	Store Functions
	Free: <a href="#">Edit</a> <a href="#">Category</a> <a href="#">Icon</a> <a href="#">Products</a> <a href="#">Add Product</a> <a href="#">Store Price</a>
Store Design	<a href="#">Section</a> <a href="#">My Template</a> <a href="#">Add Template</a> <a href="#">Close</a> <a href="#">Visit</a>
	VIP: <a href="#">Invoice</a> <a href="#">Shipping Price</a> <a href="#">Custom Page</a> <a href="#">Coupon</a> <a href="#">Appearance</a> <a href="#">Feeds</a>

[Create New Store](#)



## 10. Cara Listing di eBay

### A. Listing dengan format “Fixed Price”

1. Buka halaman [www.ebay.com](http://www.ebay.com)

Login, kemudian di pojok kiri atas arahkan kursor di atas menu “**Sell**” lalu klik “**Sell an item**”



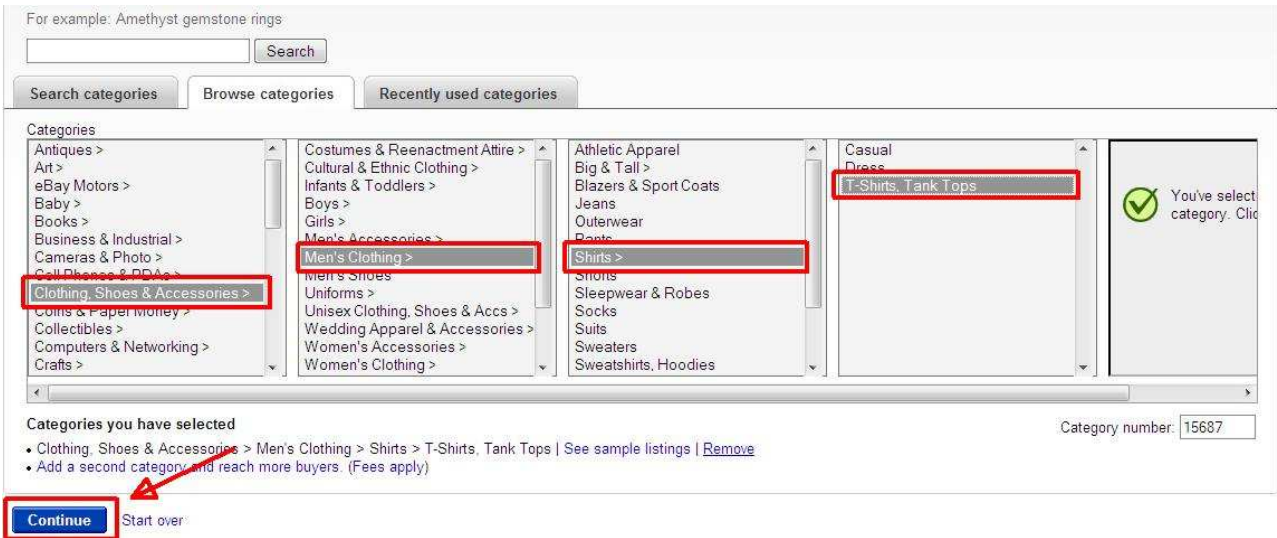
2. Pilih “**Start Selling**”



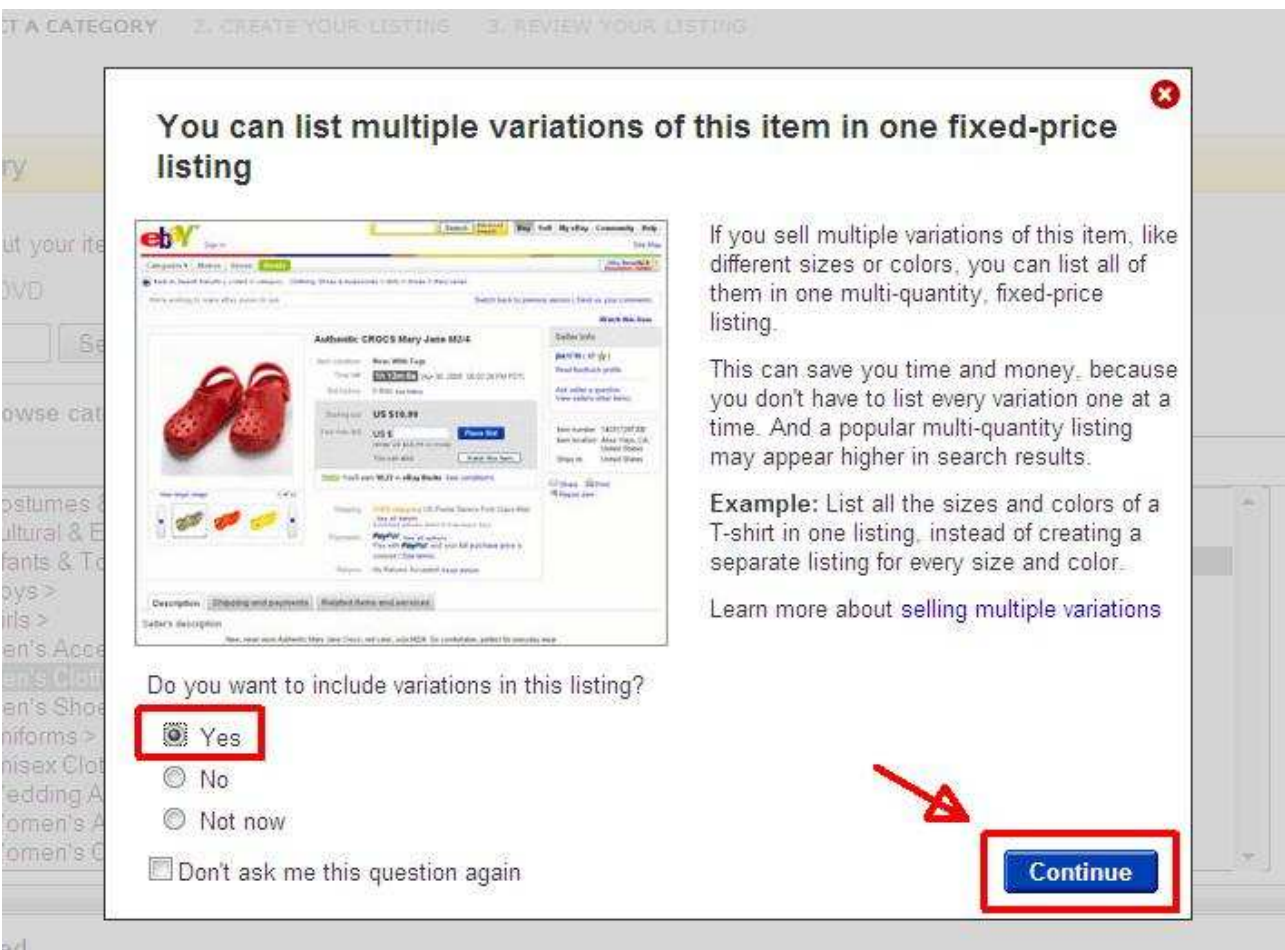
3. Klik “**Browse Category**” untuk memilih kategori yang diinginkan



4. Setelah selesai memilih kategori yang diinginkan, tekan "Continue"



5. Jika anda ingin menambah variasi ukuran maupun warna dari item yang akan anda jual, pilih "Yes" kemudian klik "Continue"



6. Tekan "size" untuk menambahkan variasi ukuran, masukan ukuran dari S s/d XL

Select the differences of the items you're selling from t

**Example:** If you're selling this product in small, me

- Ignore the details that don't apply to your items.
- If you don't see your difference in the list, click **A**

+ Sleeve Length + Main Color + Material

+ Add your own variation detail ▾

---

Size Remove  
S ▾

Size Remove  
M ▾

Size Remove  
L ▾

Size Remove  
XL ▾

Size Remove  
2XL ▾

Size Remove  
3XL ▾

+ Size

---

**Continue** Cancel

7. Isikan detail dari item yang anda jual di kolom yang disediakan

Style Remove  
T-Shirt ▾

Sleeve Length Remove  
Short Sleeve ▾

Main Color Remove  
Black ▾

Condition ? Remove  
New: Without Tags ▾

Brand Remove  
▾

Material Remove  
100% Cotton ▾

---

+ Add your own item specific

---

**Back** **Continue** Cancel

8. Tulis kode huruf di kolom kemudian tekan “create variation”, klik “continue”

Custom label (SKU)	Size	
ME_S	S	Remove
ME_M	M	Remove
ME_L	L	Remove
ME_X	XL	Remove
ME_2	2XL	Remove
ME_3	3XL	Remove

9. Klik “add pictures” kemudian pada pop up window pilih menu “browse” untuk memasukan preview gambar pada listing kita.

LIST YOUR VARIATIONS 1. VARIATION DETAILS 2. ITEM SPECIFICS 3. VARIATIONS 4. PICTURES 5. QUANTITY AND PRICE

Add pictures

Add shared and variation pictures

Shared pictures are general images of the item. Variation pictures show the different kinds of items.

Example: Add a shared picture to show the item and variation pictures to show the different sizes.

- Reduced fees apply to pictures in listing.
- You can show a different variation in your listing.

Shared

Add pictures 1

Size: S

Add pictures

eBay > - Mozilla Firefox

http://cgi5.ebay.com/ws/eBayISAPI.dll?NewListing&temid=&cpg=17&sid=87888659603&userid=&pass=&aid;

Basic Self Hosting

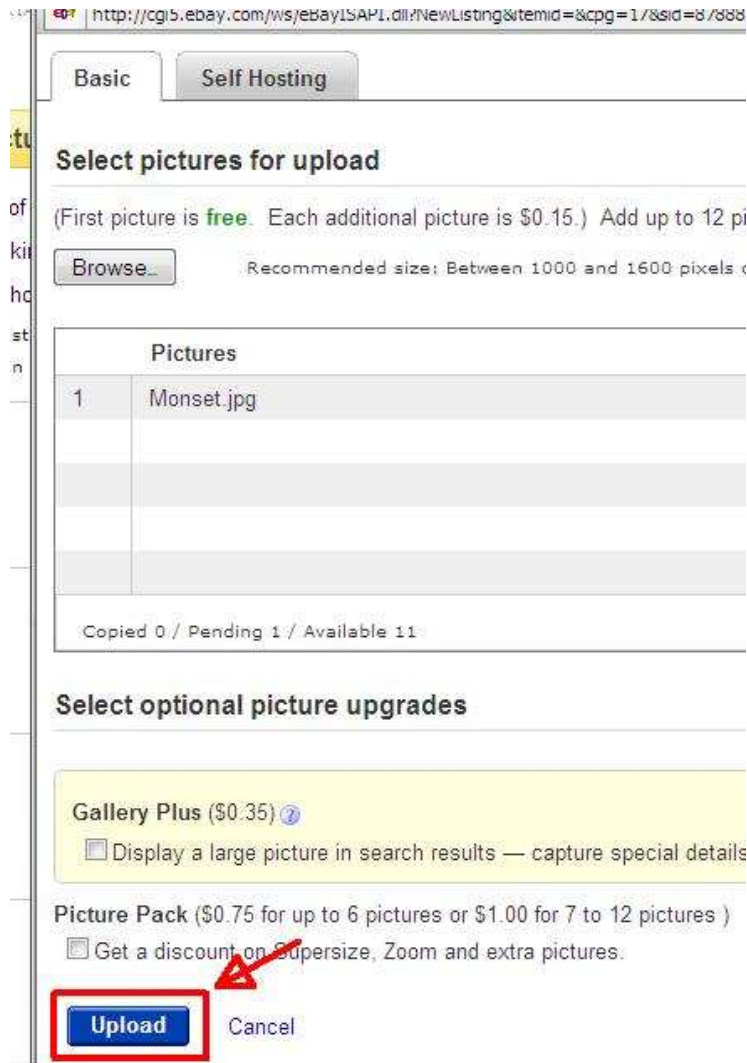
Select pictures for upload

(First picture is free. Each additional picture is \$0.15.) Add up to 12 pictures.

Browse... 2 Recommended size: Between 1000 and 1600 pixels on the longer side

Pictures	Status
You have 0 pictures selected. Click the Browse button to get started.	







10. Setelah selesai memilih gambar, tekan **“upload”**









11. Setelah upload gambar selesai, klik **“continue”**



12. Masukan jumlah quantity untuk tiap2 ukuran

Picture	Custom label	Size	Quantity	
	ME_S	S	<input type="text" value="15"/>	items
	ME_M	M	<input type="text" value="15"/>	items
	ME_L	L	<input type="text" value="15"/>	items
	ME_X	XL	<input type="text" value="15"/>	items
	ME_2	2XL	<input type="text" value="15"/>	items
	ME_3	3XL	<input type="text" value="15"/>	items

13. Centang kolom select all (nomor 1) kemudian klik “edit fixed price” (2), Isikan harga jual yang diinginkan (3), setelah selesai klik “save” (4), trus pilih “save” lagi.

Picture	Custom label	Size	Quantity	Fixed Price
<input checked="" type="checkbox"/> 	ME_S	S	<input type="text" value="15"/>	items: \$ <input type="text"/>
<input checked="" type="checkbox"/> 	ME_M	M	<input type="text" value="15"/>	items: \$ <input type="text"/>
<input checked="" type="checkbox"/> 	ME_L	L	<input type="text" value="15"/>	items: \$ <input type="text"/>
<input checked="" type="checkbox"/> 	ME_X	XL	<input type="text" value="15"/>	items: \$ <input type="text"/>
<input checked="" type="checkbox"/> 	ME_2	2XL	<input type="text" value="15"/>	items: \$ <input type="text"/>
<input checked="" type="checkbox"/> 	ME_3	3XL	<input type="text" value="15"/>	items: \$ <input type="text"/>

**Edit fixed price amount**

Fixed price amount

3

4

1  2

14. Tulis judul dari listing item yang kita jual, gunakan kata semaksimal mungkin dengan tujuan untuk mendapat "keyword" sebanyak mungkin.

**Help buyers find your item with a great title** [Get help](#)

\* **Title** [?](#)

Monster Energy New Black T-Shirt Size S to 3XL 8 characters remaining

Subtitle (\$0.50) [?](#)

**Item Specifics** [?](#)

Add more information to help buyers find your item in search results. Buyers can use popular item specifics to refine

**i** We filled out some item specifics for you based on your title and the category. If these item specifics aren't corr

**Style** [Remove](#)

T-Shirt

**Sleeve Length** [Remove](#)

Short Sleeve

**Main Color** [Remove](#)

Black

**Condition** [?](#) [Remove](#)

New, Without Tags

**Material** [Remove](#)


100% Cotton

**Brand** [Remove](#)

15. Deskripsikan item yang anda jual di kolom yang telah disediakan, usahakan deskripsi dibuat detail, lengkap dan menarik, untuk menarik minat pembeli.

[Add pictures](#) [Remove all pictures](#) Your pictures: 1 | 11 can be added

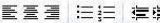


1



[Preview](#) | [Change variation pictures](#)

**\* Describe the item you're selling** [Add or remove options](#) | [Get help](#)

Standard HTML

Arial 10 **A** **B** U    Check spelling

[Preview](#) | [Save draft](#)

## Contoh deskripsi:

### Size Chart:

SIZE	CHEST	LENGHT
Small	36-38"	25.5"
Medium	39-41"	26"
Large	42-44"	27"
X-Large	45-46"	28"
2X-Large	47-48"	29"
3X-Large	49-50"	30"

### Description:

- T-shirt is made of 100% preshrunk cotton, high-quality and heavyweight. Standard fit. Our t-shirt will be printed using high performance digital printing technology in full color with durable photo quality reproduction.
- 6.1oz 100% cotton, Standard fit, Heavyweight T-Shirt.

### Payment

- We accept paypal only
- Once payment is received, your order will be processed and shipped

### Shipment

- Ship to worldwide
- From the date your payment, it takes about 15-25 business days for shipment arrival to your address by post office, some areas/country sometimes will take a little longer.
- Not responsible for customs duties, taxes, fees or delays.

### Return Policy

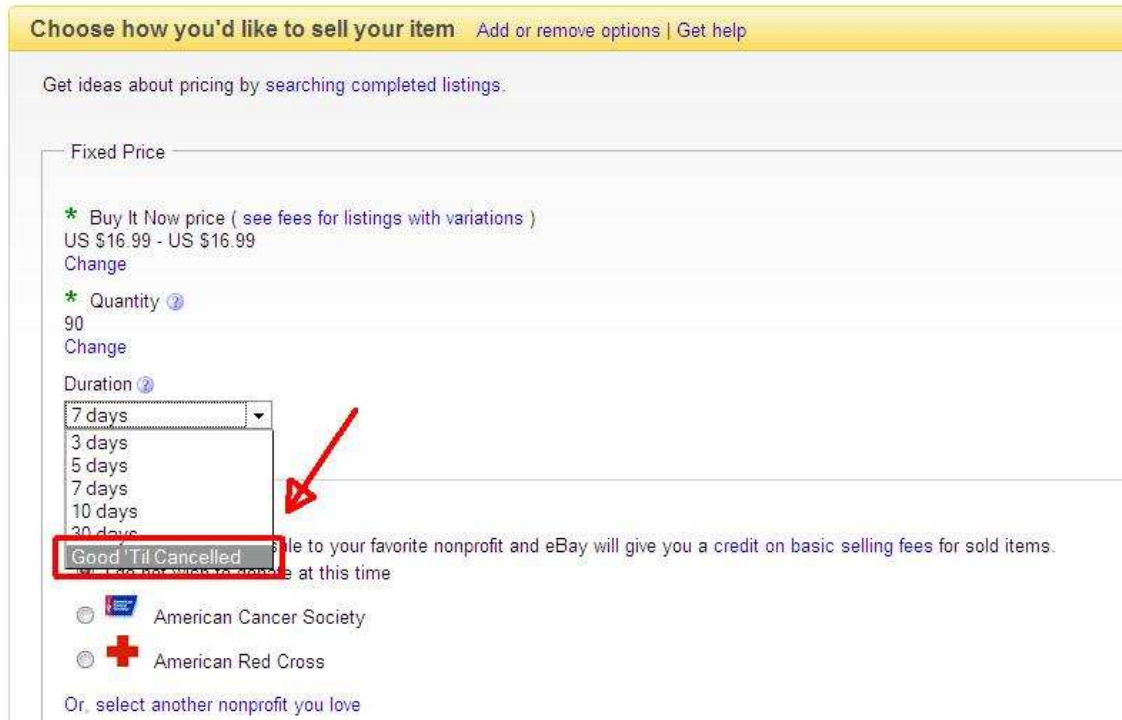
- If you are not fully satisfied with your purchase because you feel the item is not what was described or for any reason, please contact me immediately, so that I can try to resolve your concerns.
- We will guarantee 30 days your money back

---

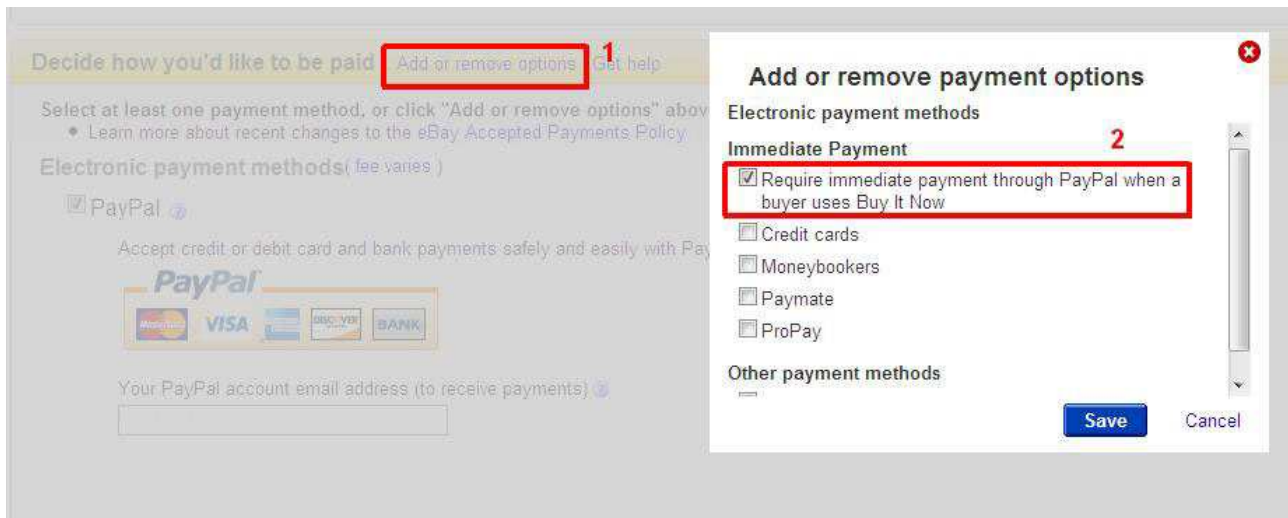
\*\* Untuk mendapatkan tampilan deskripsi yang bagus dan menarik, anda bisa menggunakan software gratis seperti **Kompozer**, atau **NVU**. Silahkan cari di google programnya.



### 16. Durasi pilih “Good ‘Till Canceled”



17. Untuk menampilkan menu “immediate payment” klik “add remove options” (1) kemudian pilih “require immediate payment..” (2) tekan “save”



- 18. Dengan men-centang opsi "require immediate payment" pembeli akan langsung membayar anda setelah membeli item tersebut.

**Decide how you'd like to be paid** Add or remove options | Get help


Select at least one payment method, or click "Add or remove options" above to add a payment method.

- Learn more about recent changes to the eBay Accepted Payments Policy.

**Electronic payment methods**( fee varies )

PayPal ⓘ

Accept credit or debit card and bank payments safely and easily with PayPal.



Your PayPal account email address (to receive payments) ⓘ

Require immediate payment when buyer uses Buy It Now ⓘ

- 19. Tekan "cancel" untuk shipping wizard

**Give buyers shipping details** Add or remove options | Get help

**Set up your shipping preferences**

**How do you want to specify shipping services and costs?**

- I want the Shipping Wizard to help me select services and calculate costs.
- I want to decide the cost and which services to use.

20. Untuk US shipping pilih “standard flat rate shipping service”, isikan biaya pengiriman misalnya \$7 dan \$5 dolar untuk tiap item tambahan. Kemudian tekan “Offer additional service” untuk menampilkan “ship to worldwide”. Isikan sama untuk shipping cost-nya.

**Give buyers shipping details** Add or remove options | Get help

**U.S. shipping** Shipping Wizard

Flat same cost to all buyers

Services: Research rates

Standard Flat Rate Shipping Service

Cost: \$ 7 Each additional: \$ 5

Offer additional service

Free shipping

Combined shipping discounts

No combined shipping discount rules have been created. Create rules

Handling time

4 business days

21. Untuk memunculkan menu “International Shipping” klik “add remove options”

**Give buyers shipping details** Add or remove options | Get help

**Add or remove options:**

**Shipping**

**International shipping**

Show international services and options 2

**Shipping carriers**

Select the shipping carriers you want to use

U.S. Postal Service

UPS

Generic standard, expedited, or overnight shipping services

**Local pickup**

Show local pickup option

Add a cost for local pickup

**Shipping discounts**

Show combined shipping discount options

3

**Save** Cancel

## 22. Setting untuk international shipping seperti gambar dibawah ini

International shipping

Flat same cost to all buyers

Ship to: Worldwide

Services: Standard Int'l Flat Rate Shipping

Research rates

Cost: \$ 7

Each additional: \$ 5

Offer additional service

Exclude shipping locations

No locations are excluded.

Create exclusion list

Combined shipping discounts

No combined shipping discount rules have been created.

Create rules

## 23. Ubah "item location", klik add remove option, pilih Hong Kong, tekan save.

International shipping

Flat same cost to all buyers

Ship to: Worldwide

Services: Standard Int'l Flat Rate Shipping

Research rates

Offer additional service

Exclude shipping locations

No locations are excluded.

Create exclusion list

Combined shipping discounts

No combined shipping discount rules have been created.

Create rules

Item location

Change location

Item Location

Country: Hong Kong

City, State: Suppliers

Apply

Save

Cancel

## 24. Atur "return policy" sesuai dengan keinginan anda, kemudian klik "continue"

Other things you'd like buyers to know Add or remove options | Get help

Customize your listing with more information such as a return policy.

\*Return policy

We now require that all sellers specify whether they accept returns or not.

Returns Accepted

Item must be returned within

7 Days

After the buyer receives the item, it can be returned within the timeframe selected.

Refund will be given as

Exchange

Return shipping will be paid by

Buyer

Seller

Additional return policy details

Your fees so far: \$0.35

\* indicates a required field

Continue >

25. Pada halaman berikutnya adalah “review your listing” apabila semua sudah dirasa benar, klik “continue” apabila masih ingin di edit ulang klik “edit listing”

**Review your fees** [Get help](#)

Insertion Fee :	\$0.35
Gallery :	Free
<b>Total:</b>	<b>\$0.35</b>

Based on your Buy It Now price, you will be charged a Final Value Fee of \$2.04 for each item that sells.

**i** Your listing will be posted on eBay and can be viewed in My eBay. Your listing may not be immediately searchable. Exact listing durations. Where your listing appears in search and browse results may be based on certain factors and shipping cost, feedback, and detailed seller ratings. You can read more about where your listings appear in search results.

**i** To become a seller, additional information may still be required. If you cannot provide this information immediately, you will be asked to sign in.

Click **Continue** to pay your selling fees.

You're almost done creating your listing. Click **Continue** below to complete your seller account setup (one-time only).

Continue | [Edit listing](#)

26. Apabila anda di arahkan ke “login page” silahkan login ke akun anda untuk daftar sebagai seller di ebay.



## Create a Seller's Account

### Sign in to your account

Back for more fun? Sign in now to buy, bid and sell, or to manage your account.

User ID

[I forgot my user ID](#)

Password

[I forgot my password](#)



Sign in

Keep me signed in for today. Don't check this box if you're at a public or shared computer.

Having problems with signing in? [Get help](#).

27. Pilih pembayaran yang akan anda gunakan untuk membayar tagihan di akhir bulan.

### Choose your payment method

**Remember:** You're only charged a fee when you list or sell your items. You'll also receive a monthly invoice. Your information is not shared with our seller fees.

Choose a payment method for your fees:



Use your existing PayPal account to pay your selling fees. It's a safe and convenient way to pay.

 Credit or debit card

Pay for your seller fees with your Visa, MasterCard, Discover, or American Express card.

 Bank account


To keep eBay a safe place to buy and sell, proof of identity (with a credit card) is required to use a bank account to pay your fees.

28. Pada halaman Paypal (Billing agreement) isikan data akun paypal anda, tekan login.



[About PayPal](#) | [Help](#)

### Pay Selling Fees With PayPal

Secure 

Please log in to your PayPal account, to set up monthly payments for your eBay selling fees. (Fees are only charged when you list or sell an item.)

Email Address:

[Forgot your email address?](#)

PayPal Password:

[Forgot your password?](#)

If you do not have a PayPal account, [click here](#).

[Return to eBay](#)

PayPal. The safer, easier way to pay online without exposing your financial information.  
For more information, read our [User Agreement](#) and [Privacy Policy](#).

## 29. Klik "I agree"

**PayPal**  
an eBay company

[Log Out](#) | [About PayPal](#) | [Help](#)

**Billing Agreement for Automatic PayPal Payments to eBay** Secure 

Use PayPal's automatic billing service to automatically pay your selling fees each month. You can review or cancel this billing agreement, or modify your funding sources, at any time. Simply log in to your PayPal account, go to your Profile, and click **Pay List**.

**Monthly Payment Details**

Pay to:  
eBay Inc.

Payment for:  
eBay Seller Fees

Currency:  
USD

Source of Funds:  
PayPal Balance  
MasterCard Card XXXX-XXXX-XXXX-3862

[Edit Funding Sources](#)

By clicking **I Agree**, you are agreeing to the terms and conditions of this [billing agreement](#), and you will be returned to eBay.

[Cancel and return to eBay](#)  **I Agree**

## 30. Setelah selesai, akan kembali otomatis ke halaman listing ebay, tekan "List your item"

**Review your fees** [Get help](#)

Insertion Fee :	\$0.35
Gallery :	Free
<b>Total:</b>	<b>\$0.35</b>

Based on your Buy It Now price, you will be charged a Final Value Fee of \$2.04 for each item that sells.

| Current account balance before adding this item: **\$0.00**

**i** Your listing will be posted on eBay and can be viewed in My eBay. Your listing may not be immediately searchable by keyword or exact listing durations. Where your listing appears in search and browse results may be based on certain factors including listing and shipping cost, feedback, and detailed seller ratings. You can read more about where your listings appear in search and browse results.

By clicking the **List your item** button, you agree to pay the fees above, accepting the listing conditions above, and assume full responsibility for your listing.

Update the saved listing template with the information I have entered.

**List your item** | [Edit listing](#)



31. Selamat, anda telah berhasil membuat listing untuk pertama kalinya!

Home > Sell

## Sell

**Congratulations!**  
You've just listed your first item for sale



Monster Energy New Black T-Shirt Size S to 3XL - 170425577986

[Track your listing in My eBay](#) | [Get selling ideas](#) | [Sell another item](#)

Share your eBay items with friends: [Facebook](#)



## B. Listing dengan format "Auction"

1. Untuk langkah-langkahnya sama dengan cara listing fixed price di atas, dari langkah 1 sampai dengan langkah ke 4.
2. Pilih opsi "Not Now" kemudian tekan "continue"

The screenshot shows the eBay listing creation process. A modal window titled "You can list multiple variations of this item in one fixed-price listing" is displayed over a category selection screen. The modal contains an example listing for "Authentic CROCS Mary Jane 8214" with a price of "US \$18.88". Below the example, it asks "Do you want to include variations in this listing?" with three radio button options: "Yes", "No", and "Not now". The "Not now" option is selected and highlighted with a red box. A red arrow points to a "Continue" button, which is also highlighted with a red box. To the right of the modal, there is explanatory text: "If you sell multiple variations of this item, like different sizes or colors, you can list all of them in one multi-quantity, fixed-price listing. This can save you time and money, because you don't have to list every variation one at a time. And a popular multi-quantity listing may appear higher in search results. Example: List all the sizes and colors of a T-shirt in one listing, instead of creating a separate listing for every size and color. Learn more about selling multiple variations".

3. Pilih salah satu, yang simple atau yang banyak pilihan.

The screenshot shows the eBay listing form selection screen. At the top, the eBay logo is visible, followed by a progress bar with three steps: "1. SELECT A CATEGORY", "2. CREATE YOUR LISTING", and "3. REVIEW YOUR LISTING". Below the progress bar, the heading "Choose a listing form" is displayed. There are two main options, each with a "Go" button highlighted in a red box:
 

- More listing choices:** Includes more options to help attract buyers.
  - Additional selling formats
  - Upgrades and extra photos
- Keep it simple:** A short form with selling essentials.
  - Auction format with a fixed price option
  - Up to four photos (first one free)

 Below these options, there is a checkbox labeled "Don't show me this page again". At the bottom of the page, there is a footer with links: "About eBay | Announcements | Security Center | Resolution Center | eBay Toolbar | Policies | Government Relations | Site Map | Help". Copyright information is also present: "Copyright © 1995-2009 eBay Inc. All Rights Reserved. Designated trademarks and brands are the property of their respective owners. Use of this Web site constitutes acceptance of the eBay User Agreement and Privacy Policy." and "eBay official time".

4. Isikan listing title dan kolom-kolom lain yang diperlukan.

**Help buyers find your item with a great title** [Get help](#)

\* **Title** [?](#)

New Hot Monster Energy Black T-Shirt Size Large 8 characters remaining

Subtitle (\$1.50) [?](#)

**Item Specifics** [?](#)

Add more information to help buyers find your item in search results. Buyers can use popular item specifics to refine their search.

**Size** [Remove](#)  
L

**Style** [Remove](#)  
T-Shirt

**Sleeve Length** [Remove](#)  
Short Sleeve

**Main Color** [Remove](#)  
Black

**Condition** [?](#) [Remove](#)  
-


**Brand** [Remove](#)

**Material** [Remove](#)  
100% Cotton

5. Upload gambar item dan isikan deskripsi seperti langkah ke 15 pada cara listing fixed price di atas.

[Add pictures](#) [Remove all pictures](#) Your pictures: 1 | 11 can be added

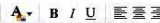


1



[Preview](#) | [Change variation pictures](#)

\* **Describe the item you're selling** [Add or remove options](#) | [Get help](#)

Standard HTML

Arial 10 **A** **B** U    Check spelling

[Preview](#) | [Save draft](#)

6. Scroll halaman ke bawah, pilih menu "Online Auction", isikan harga permulaan "starting price" dengan harga yang kita inginkan. Tentukan durasi waktunya juga.

**Choose how you'd like to sell your item** [Add or remove options](#) | [Get help](#)

Get ideas about pricing by searching completed listings.

Online Auction  Fixed Price

**i** Enjoy a **\$0.00 Insertion Fee** when you list your item as an auction. [Learn more](#)

\* Starting price ( [see listing fees](#) )  Buy It Now price ( [see listing fees](#) )

\* Quantity  
1 item

Duration

**eBay Giving Works**  
Donate 10-100% of your sale to your favorite nonprofit and eBay will give you a credit on basic selling fees for sold items.

I do not wish to donate at this time

Susan G. Komen For the Cure - Headquarters

Children of Fallen Soldiers Relief Fund

[Or, select another nonprofit you love](#)

7. Untuk Auction kita hilangkan centang "Require Immediate payment.."

**Decide how you'd like to be paid** [Add or remove options](#) | [Get help](#)

Select at least one payment method, or click "Add or remove options" above to add a payment method.

- Learn more about recent changes to the eBay Accepted Payments Policy.

PayPal may delay the settlement of funds to ensure smooth transactions.  
- [Learn more about PayPal's Payment Holds Policy.](#)

**Electronic payment methods** ( fee varies )

PayPal [?](#)

Accept credit or debit card and bank payments safely and easily with PayPal.

Your PayPal account email address (to receive payments) [?](#)

Require immediate payment when buyer uses Buy It Now [?](#)

8. Untuk shipping options isikan ongkos kirim seperti pada format listing fixed price.

**Give buyers shipping details** Add or remove options | Get help

**i** We require that all listings include a shipping service, shipping cost, and handling time. You can use the Shipping Wizard to

**\* U.S. shipping** Shipping Wizard

Flat same cost to all buyers

Services Research rates

Standard Flat Rate Shipping Service Cost \$ 7.00  Free shipping

Offer additional service

Combined shipping discounts

**i** Click "Create rules" to specify the shipping cost for each additional item when you combine shipping.  
Create rules

Handling time

4 business days

**International shipping**

Flat same cost to all buyers

Ship to Services Research rates

Worldwide Standard Int'l Flat Rate Shipping Cost \$ 7.00

Offer additional service

Exclude shipping locations

No locations are excluded.  
Create exclusion list

Combined shipping discounts

**i** Click "Create rules" to specify the shipping cost for each additional item when you combine shipping.  
Create rules

**Item location**

Suppliers, Hong Kong  
Change location

9. Pastikan semua isian yang dimasukan benar, kemudian tekan "continue"

Item location

Suppliers, Hong Kong  
Change location

**Other things you'd like buyers to know** Add or remove options | Get help

Customize your listing with more information such as a return policy.

**\*Return policy**

- Returns accepted within: 7 Days
- Refund given as: Exchange
- Return shipping paid by: Buyer
- Additional return policy details: None

Change


Your fees so far: \$0.00

\* indicates a required field

**Continue >**

10. Pada halaman berikutnya anda bisa menambahkan pilihan untuk membuat listing anda semakin menarik dan dilihat banyak pembeli, tentunya akan di kenakan biaya lagi untuk tiap opsi tersebut.

**Make your listing stand out** [Get help](#)



**Get the Essentials - For Less!**  
Gallery Plus • Subtitle • Listing Designer

**\$0.65** (Save \$0.30)\* [Add Now](#)

**Gallery Plus (\$0.35)** [?](#)

Display a large picture in search results — capture special details or different views for buyers.

**Subtitle (\$0.50)** [?](#)

Give buyers more information in search results (searchable by item description only)

**Bold (\$2.00)** [?](#)

Attract buyers' attention by making the title of your listing appear in **Bold**

---

**Maximize your listing's visibility**

International site visibility [?](#)

eBay UK(\$0.10)

11. Setelah semua dirasa cukup, tekan continue untuk pasang listing anda atau tekan edit listing untuk meng-edit ulang.

**Review your fees** [Get help](#)

**i** You may qualify for a **\$0.00 Insertion Fee** depending on the start time of this auction and the number of auctions you've recently listed. [Learn more](#)

Insertion Fee :	Free
Gallery :	Free
<b>Total:</b>	<b>\$0.00</b>

If your item sells, you will be charged a Final Value Fee based on a percentage of the final sale price.

| Current account balance before adding this item: **\$0.35**

---

**i** Your listing will be posted on eBay and can be viewed in My eBay. Your listing may not be immediately searchable by keyword or category for several days. Your listing may not appear in search and browse results for several days. Search and browse results may be based on certain factors including listing format, title, bidding activity, end time, keywords, price and shipping location. For more information, see [Where your listings appear in search and browse results in eBay's Help Pages](#).

By clicking the **List your item** button, you agree to pay the fees above, accepting the listing conditions above, and assume full responsibility for the content of your listing.

Save this listing as a template and use it to sell similar items

**List your item**

| [Edit listing](#)

**Selamat Listing Auction anda telah dibuat!!**

## 11. Cara Bulk Order di DS

Setelah item kita di eBay terjual, langkah yang harus dilakukan adalah "Bulk Order" ke [www.designselling.com](http://www.designselling.com)



Untuk cara bulk order langkah demi langkah secara lengkap anda dapat melihat video di :

[http://www.youtube.com/watch?v=6MUON5s1XqU&feature=player\\_embedded](http://www.youtube.com/watch?v=6MUON5s1XqU&feature=player_embedded)

**Happy Selling and Earning!!**